

---

# PORTFOLIO

Interior Design

+

Photography

2017-2021

Yuyang Bai

# About Me



I am a spatial narrator, to create spaces speak for itself. For me, the communication is a really interesting thing to play with. In most cases, people cannot understand each other 100%. Therefore, being a spatial narrator is a really fun thing to do. Using spaces to express ideas, and the viewer can have all different kinds of understanding to it due to their background. Art is not about expressing, but understanding. A unique idea from a piece or an artist can be transformed into tons of different things by the audience, which that is the most interesting part of communication.



# Content


---

---


Interior Design  
+  
Photography  
  
Portfolio

---


Yuyang Bai




01\_Untethered\_Exhibition Design  
Pg\_06




02\_Sensory Connection\_Urban  
Dwelling Project  
Pg\_14




03\_Boosk\_Exhibition Design  
Pg\_20



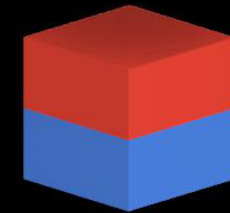
04\_Hostel\_An Hostel renovation  
(Group Project)  
Pg\_24



05\_Untitled FW20\_Analog  
photography Project  
Pg\_34



06\_Nocturne\_Technical Drawing  
Project (Group Project)  
Pg\_38



07\_The Capsule\_An School  
renovation  
Pg\_44




# Untethered

01

An experimental exhibition Design

Winter 2020



Untethered

## Inspiration



The piece was originally inspired by the experience of watching the cloud. I saw a beautiful cloud that looks like a man holding a fried chicken, and I shared it to my friends. Surprisingly, everyone has a different feeling of that cloud, some believe it is a monster breathing fire, some even did not get anything from it. After I finished chatting with them, and I wanted to look at my "fried chicken", it is gone.

I think the beauty of something is really hard to share, or very hard to understand in the same way with others due to the background of each individual. Therefore, I would like to document this moment of sharing and understanding, made it become a physical piece.

Untethered




# Process

Test 1  
Putting paper towel into  
the water, then freeze them  
together.



# Clouds

Test 2  
The above part of my model  
is a paper towel with water,  
and I put it into the fridge to  
keep it into a certain shape.  
And also formulating the  
process of how does a cloud  
form. The result of the shape  
is not predictable. The bottom  
part is a representation of the  
audience. Each one is looking  
at those "clouds" at a different  
angle, which means they all  
have different views. At first, I  
was thinking of using a mirror or  
some reflective texture to make  
the "audience" part, but later  
on, I realized that the reflections  
are too clear for us when we are  
trying to express something, it  
should be much vaguer. Then, I  
decide to use those translucent  
materials. Different shapes  
are representing the different  
backgrounds of people,  
which means they see things  
differently.





# Clouds

In addition, during the melting process of the cloud, the shape is changing all the time, eventually, they will all become the same thing, a piece of paper towel. That enhances the things people are looking at is the same, but everyone understands differently.












# Sensory Connection

02

An Urban Dwelling Project

Winter 2019



Sensory Connection


# Initial Inspiration



3 Materials  
 Soft            Safe  
 Medium        Careful  
 Hard  
 Dangerous



Sensory Connection



# Client Profile



## Daughter

- 15 years old
- Chinese
- Height 166 cm, 52 kg
- Grow up in shanghai and in high school in NYC
- Hobbies: Art, Electronic music
- Personality: nice but a rebel at times

## Mother

- 43 years old
- Chinese
- Height 168cm, 59kg
- Grow up in Shanghai, later moved to the States
- Work in Finance, high income, work hours varies.
- Relationship status: Divorced once, married again to a woman

## Step-mother


- 40 years old
- Comlombian American
- Height 162CM, 50kg
- Grow up in New York, family from Colombia
- Work in fashion industry, high income, work hours varies, travel for work a lot.
- Hobbies: Dancing, Drawing, Going to museums

## Grandmother

- 70 years old
- Chinese
- Height 163cm, Weight 60kg
- Habits: cooking, playing video games, listening to music, playing chess, dancing
- Personality: talkative, caring, pushy at times, has a weird temper and could be impatient
- Disability: blindness



# Floorplan



The First floor of the project are using 3 different kinds of materials, for the blind grandma to know the differences between areas. For example, the kitchen floor is using hard materials to inform dangerous.






# Boosk

An experimental exhibition Design  
of Instructions and Photos

Inspired by Yoko Ono

Winter 2019

# 03



Boosk



Preparation

What do you need:

A Boosk (Book Mask),

A Speaker&hearer,

A Book you want to feel,

A place where things can be placed (Table),

A thing you can sit on (Chair).

When we talk about the library, most people believe that it's a tool for us to find information. But I think the meaning of the library is far beyond a tool. Otherwise, the internet is much easier and more convenient to use. I think a library is a place for not only local people but also tourist to feel the history and cultural background for the city. Therefore, I want the armature focuses on helping people feel the things behind books. Rather than finding information in the library, reading text on the book, let people notice the things besides words. And what left? The design of books, feeling of physical paper, how does page connected, the smells when the age of books getting old. Speak to it, and hear the echo from the last person. Books are never made out of words, there are so many things we cannot notice in our daily life. So close your eyes, and "read" it.

Boosk



# Steps



Step 1  
Open one eye, do not focus on words, feel the layouts, book cover, how does paper connect, how many pages does it have and etc.



Step 3  
Grab the book and place it near your nose. Smell it. Try to guess how old is the book, does it match with the answer from your hands. If it is old, feel the smell of dust and mold. If it is new, feel fresh and try to imagine what does the baby version of this book --- that tree look like.




Step 2  
Close two eyes, use your hand or other parts of your body to feel the book, how does the texture of paper feel, how hard the book cover is, is the book new or old, does the edge of paper still hurt your hand, etc.



Step 4  
Speak and Hear  
1) Do step 4 without reading the book: Ask the book a question, it could be the content of the book or other things you want to know about. And hear the answer from the book.  
2) Do step 4 after finishing the book: Give it a comment, do you like it or not, or even curse it if you do not appreciate reading it. And hear the reply from the book or try to capture the last person did step 4 if you are in the library.








# Hostel

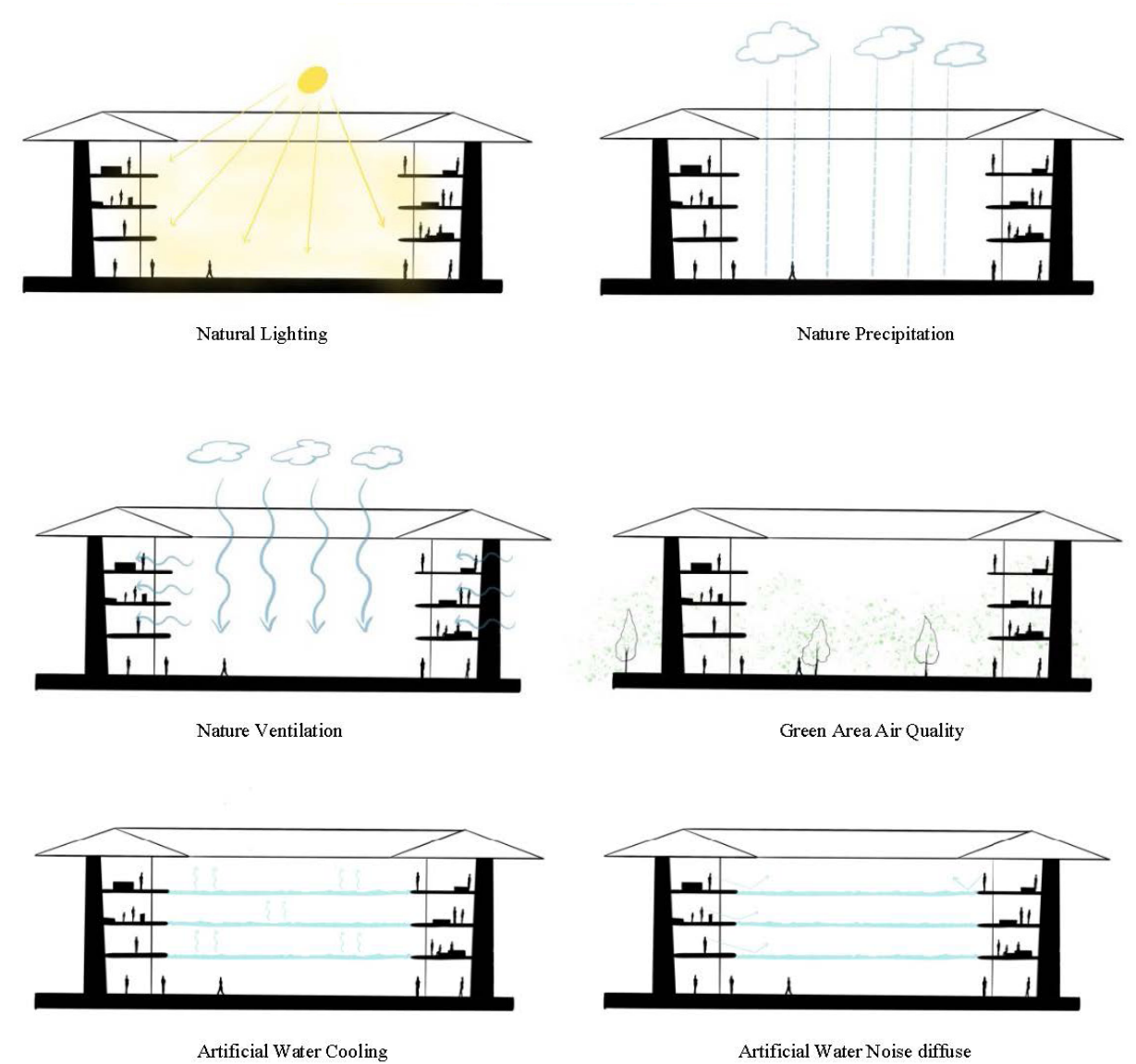
An Hostel Innovation Project

Spring 2020

04



## Sustainable Diagram



Based on tulou building philosophy of harmonizing individuals with its surrounding environment, this proposal aims to emphasize interaction with each other by creating gathering places in the void space in the center. Inspired by the traditional chinese symbol "yin yang" and natural elements include water and plants, the inhabitants and the guests live separately in the original building in their own life style, but combines together in the new space in the center.

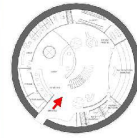
# Section



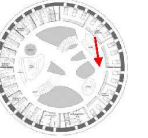





Entrance



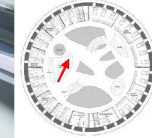
Lounge




Seating



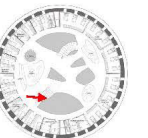
Food Pantry



Dining



Stairs







# Untitled FW20

05

Untitled Analog photography Project

Winter 2020



Untitled FW20



Beijing, China

Untitled FW20





Beijing, China

Beijing, China

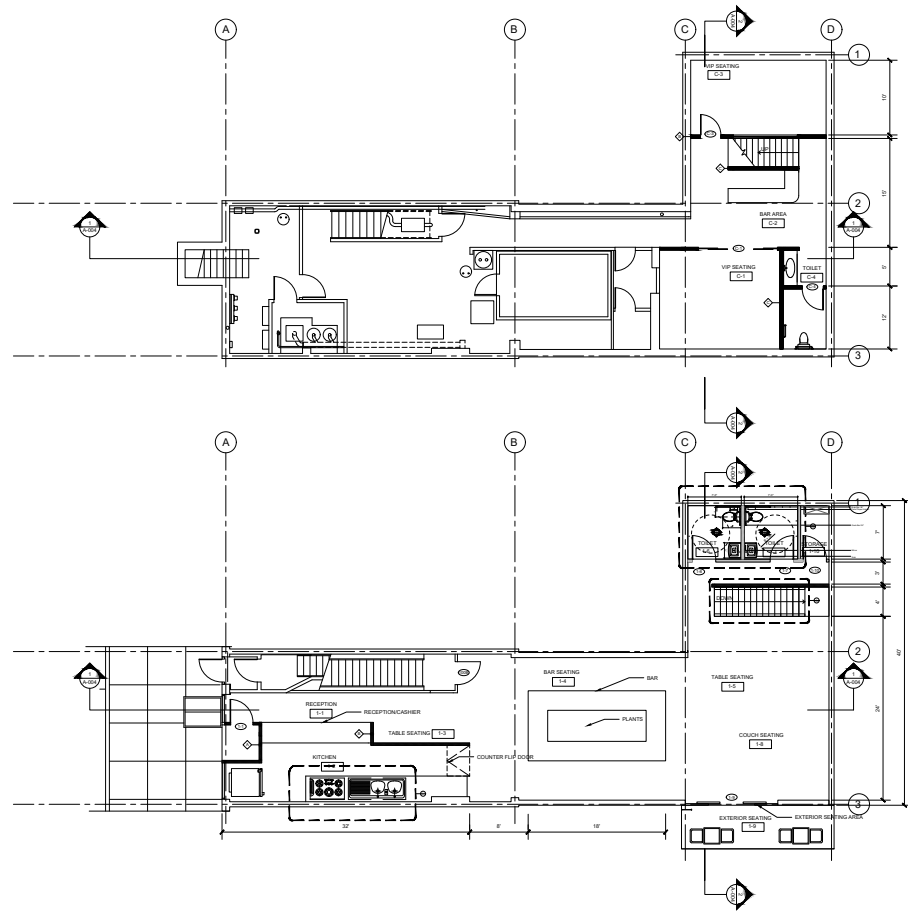





# Nocturne

An Technical Drawing Project

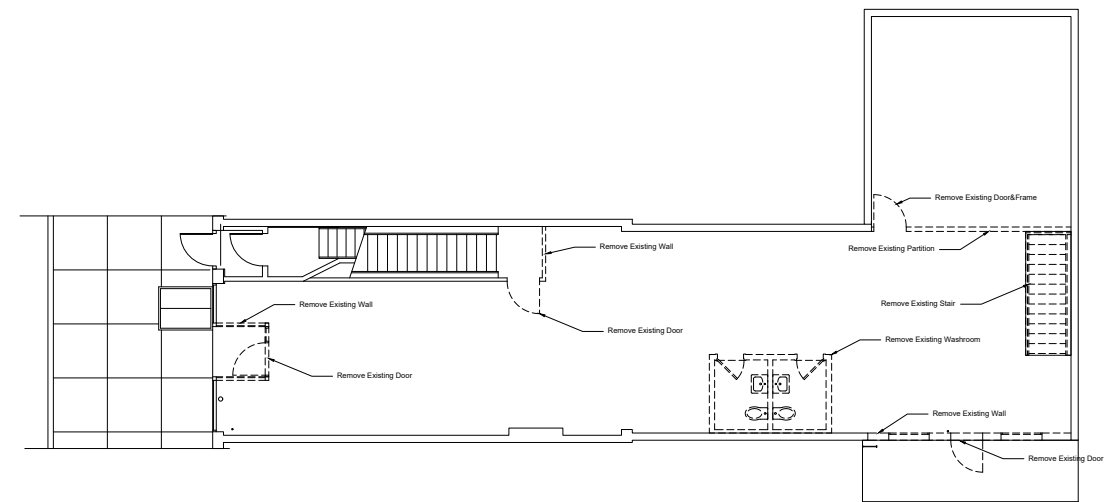
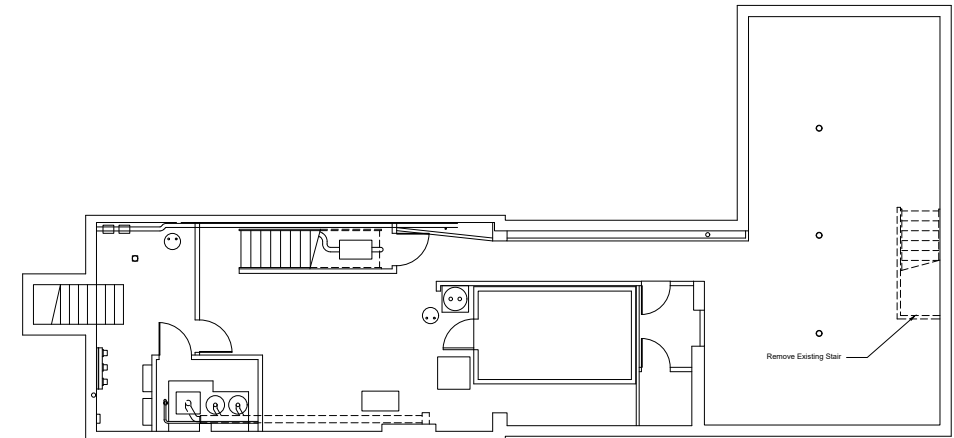
Spring 2020



06

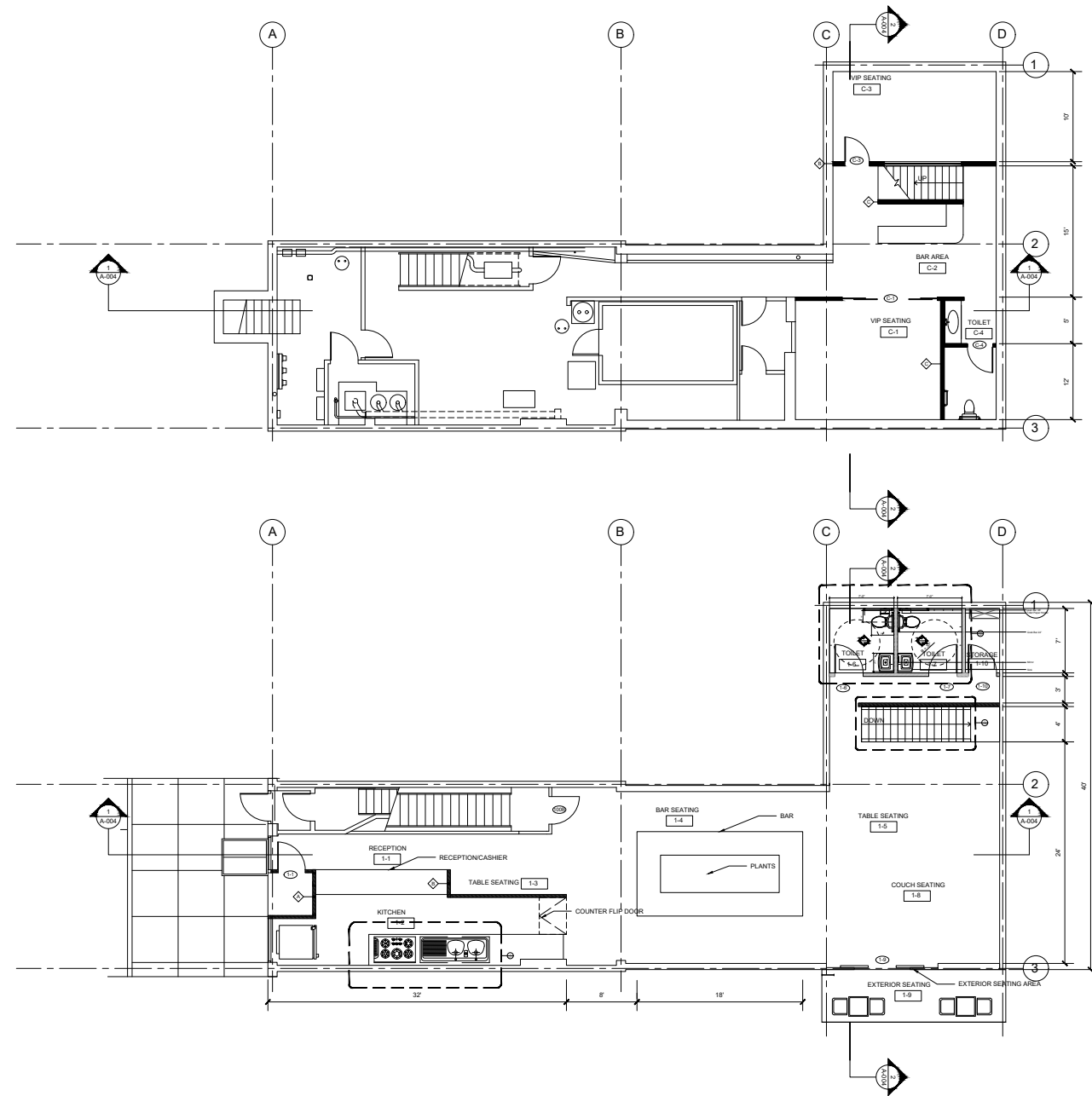


# Demolition Plan

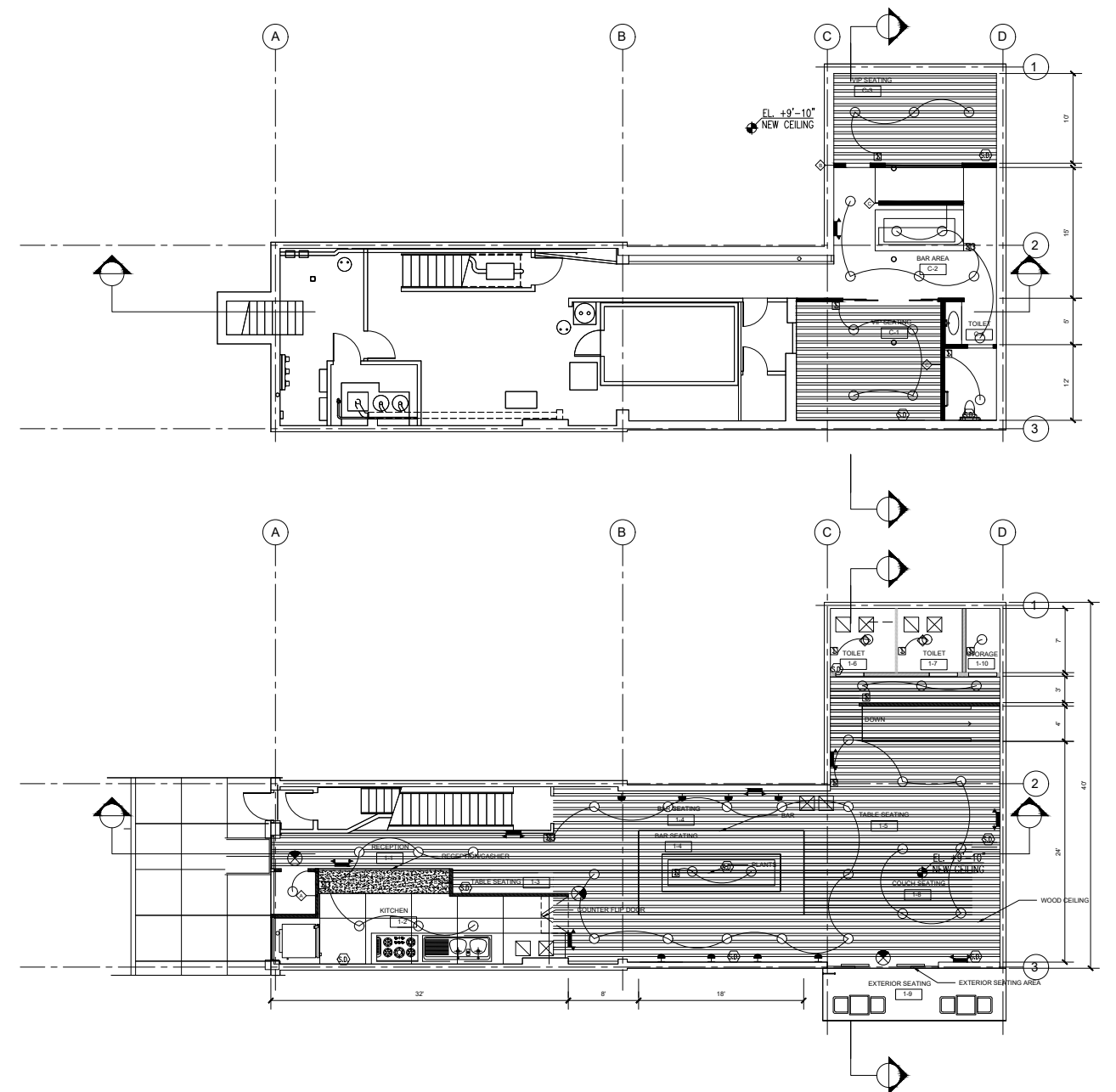




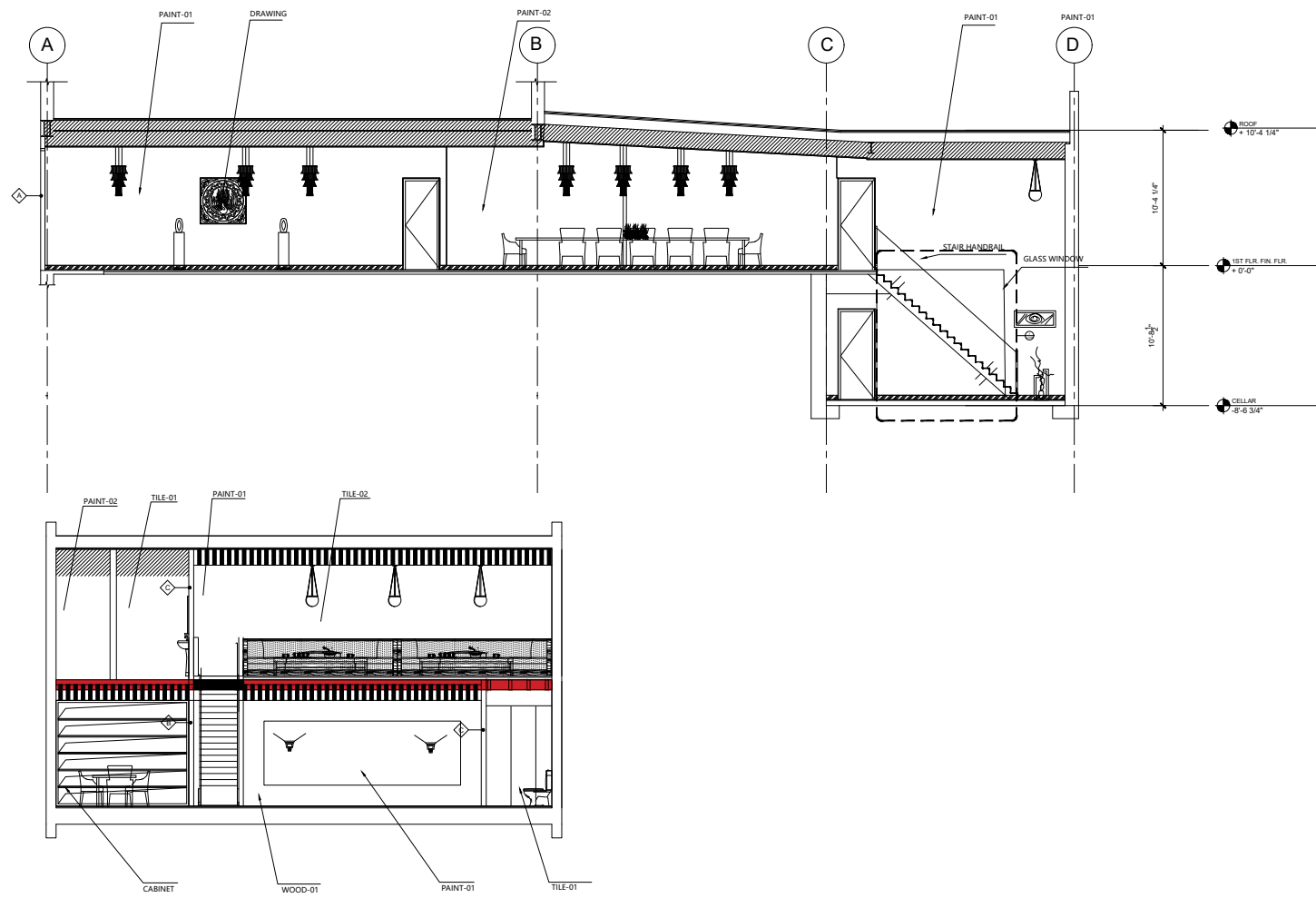
# Construction Plan



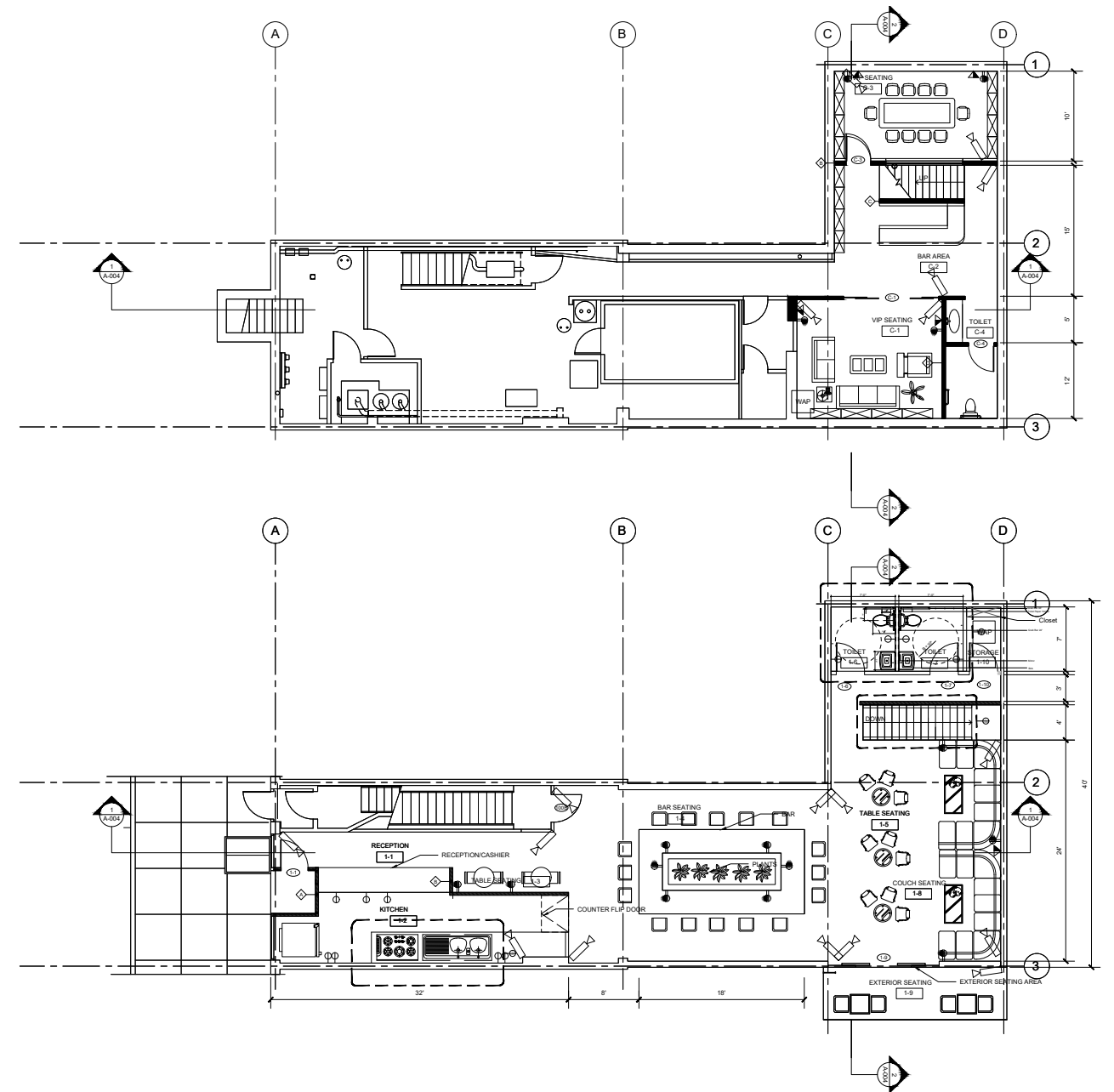
# RCP

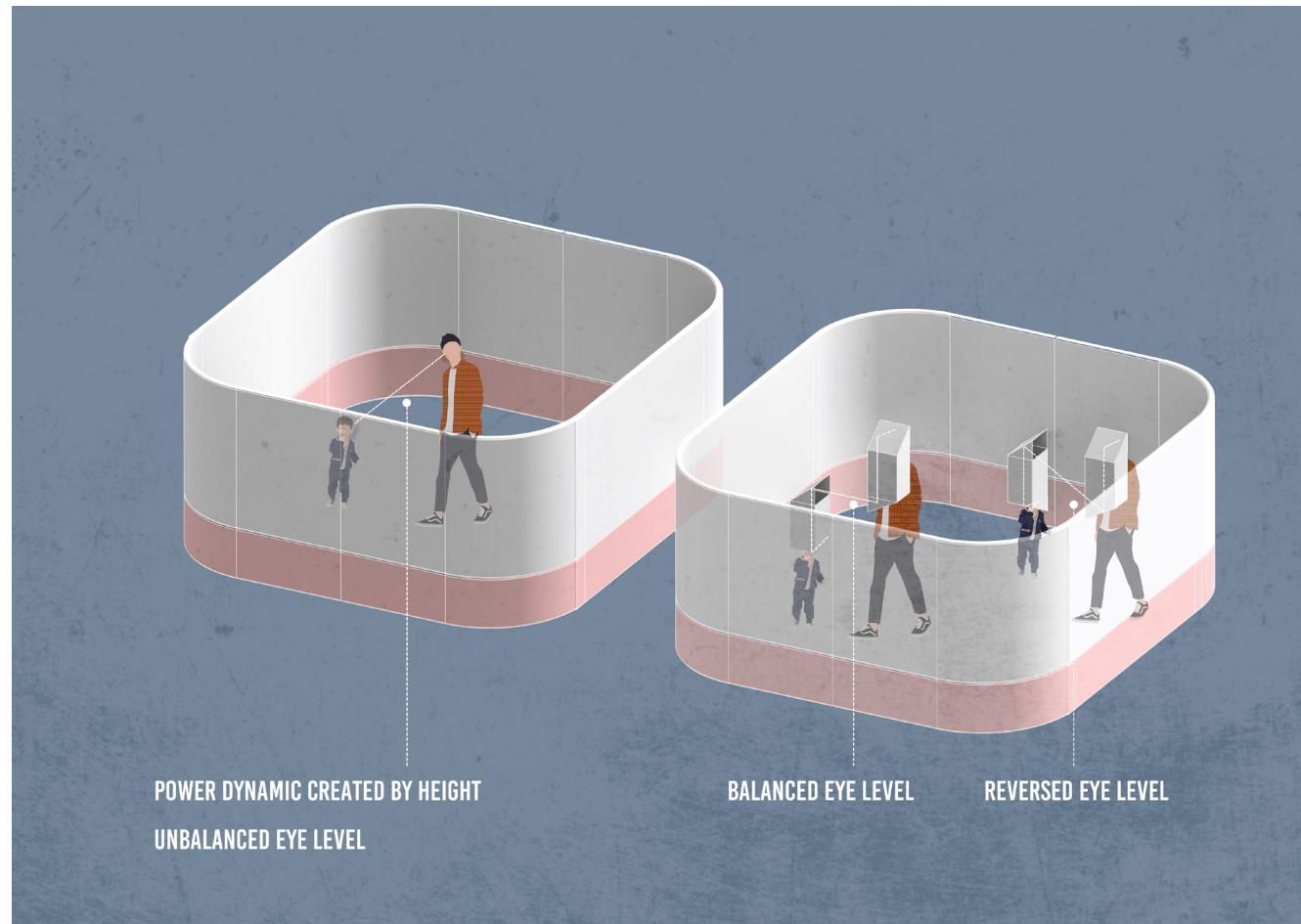


# Section



# Furniture/Power Plan





## Thesis Statement

The project is focusing on the change of power dynamic between older & younger students in school and trying to solve the problem of bullying in schools.

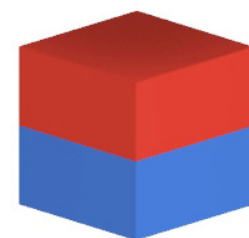
By experiencing views from others, people can get a deeper understanding of each other, and reducing the power dynamic to create an equal communication scene.

# The Capsule

07

Anti-Bully School Project

Spring 2020



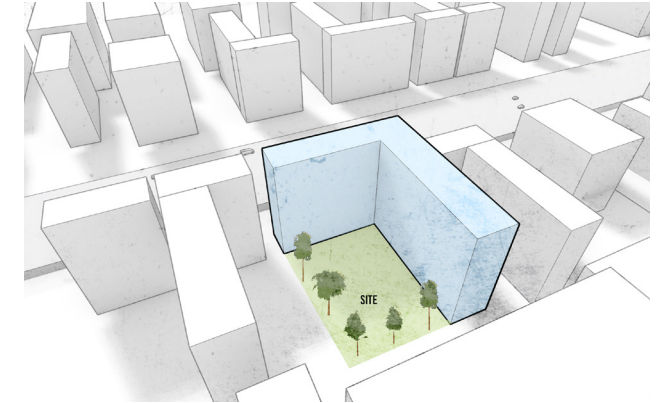
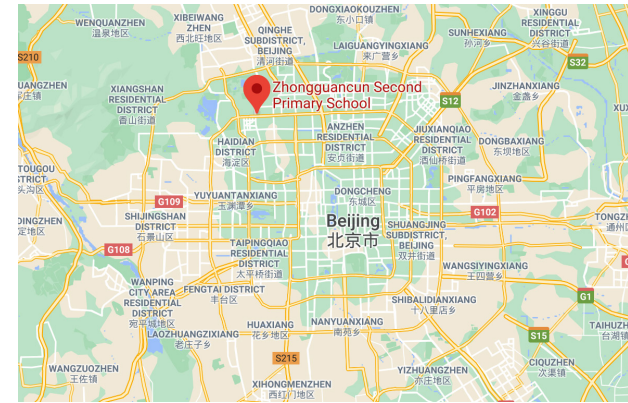
The Capsule

The Capsule

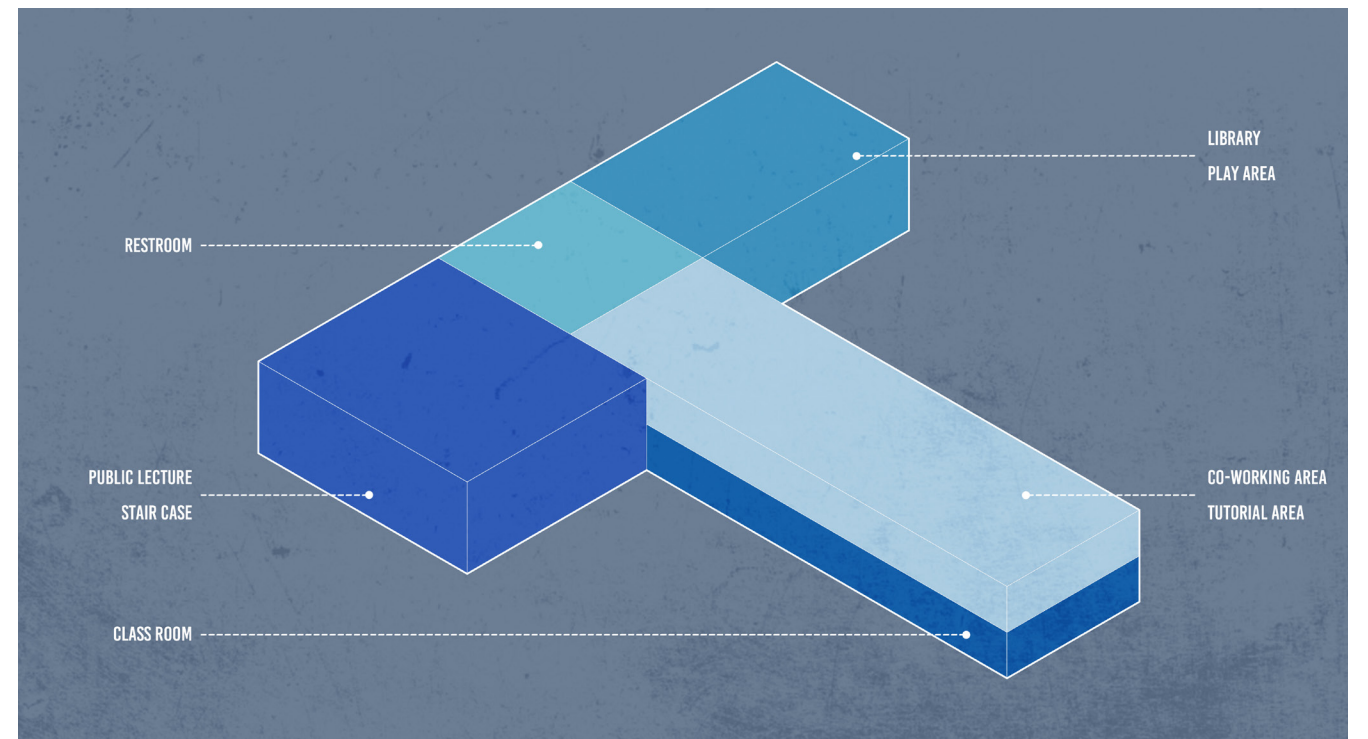
# Proposal

The project is not only about updating the changes to my site, but also focusing on discover opportunities for design modules that could easily apply to other sites, in order to help more students that suffering from bullying in school.

# Site



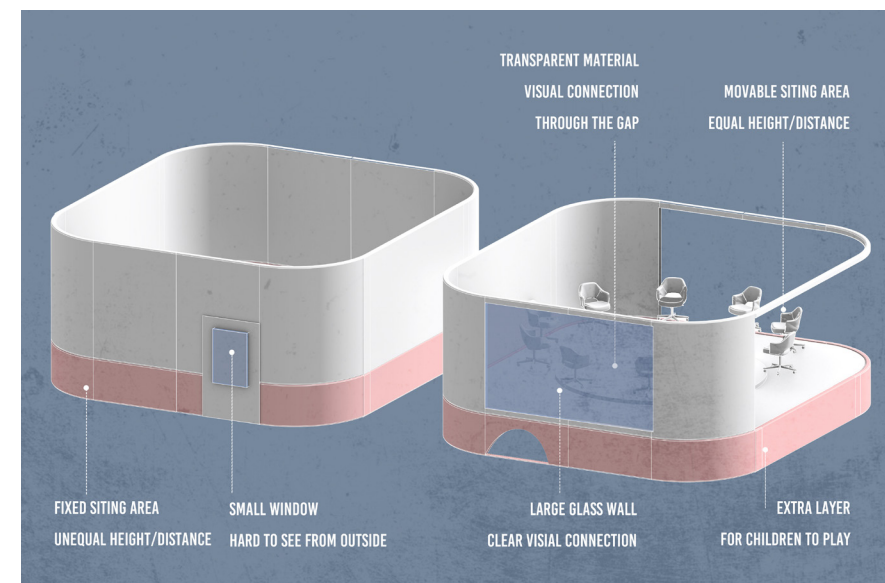
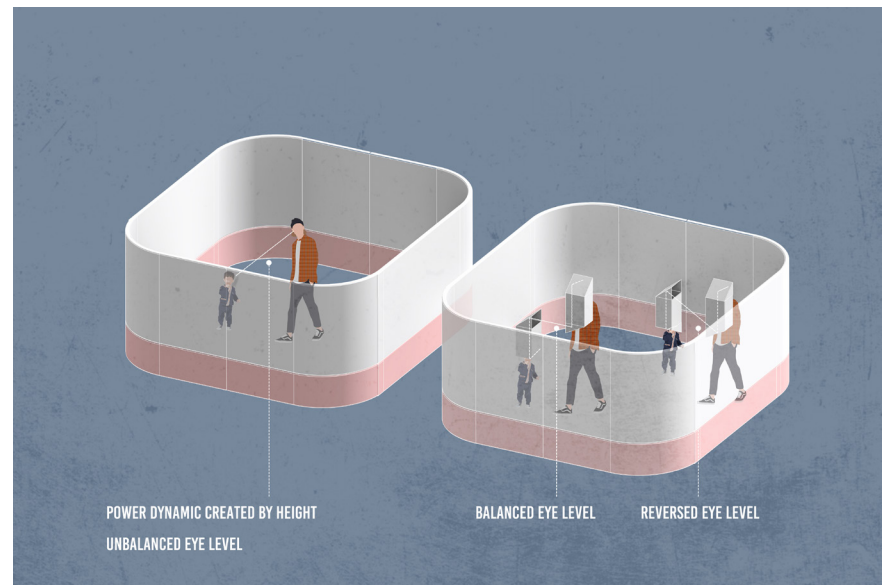
# Program diagram



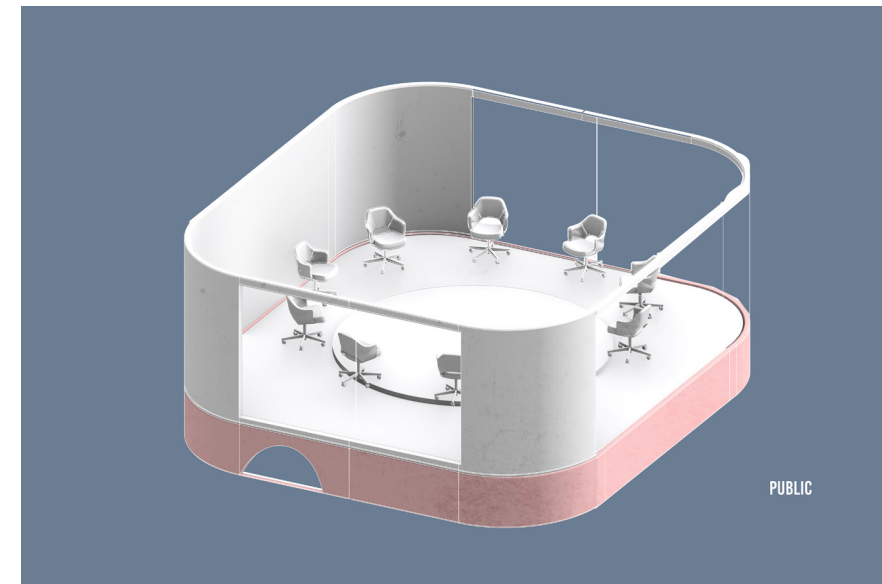


# Capsule

**Capsule 00  
Social equipment**





**Capsule 01  
Classroom**



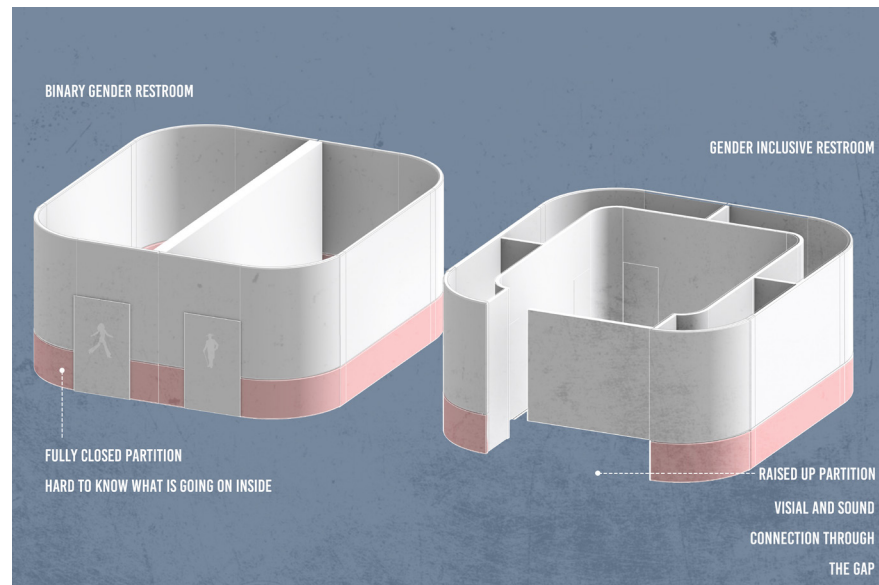
**Capsule 01  
Classroom  
Public**

**Capsule 01  
Classroom  
Semi-Private**



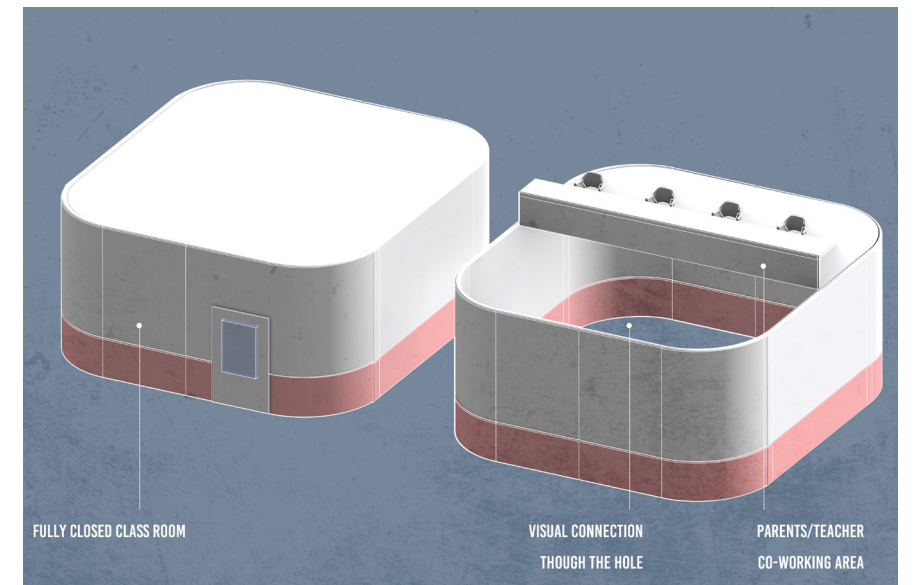
**Capsule 01  
Classroom  
Private**

# Capsule



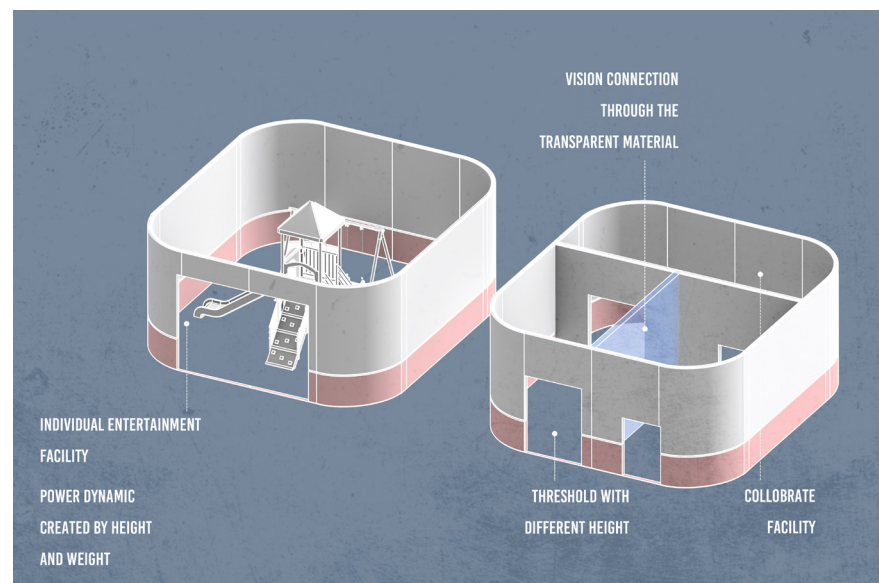
**Capsule 02  
Restroom**

# Capsule

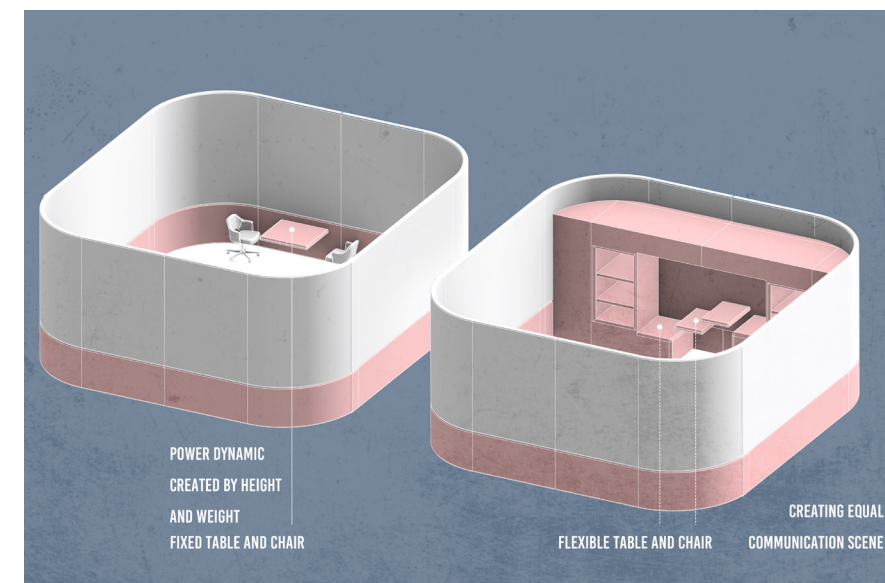


**Capsule 04  
Co-Working Station**

**Capsule 03  
Library/Playground**



**The Capsule**

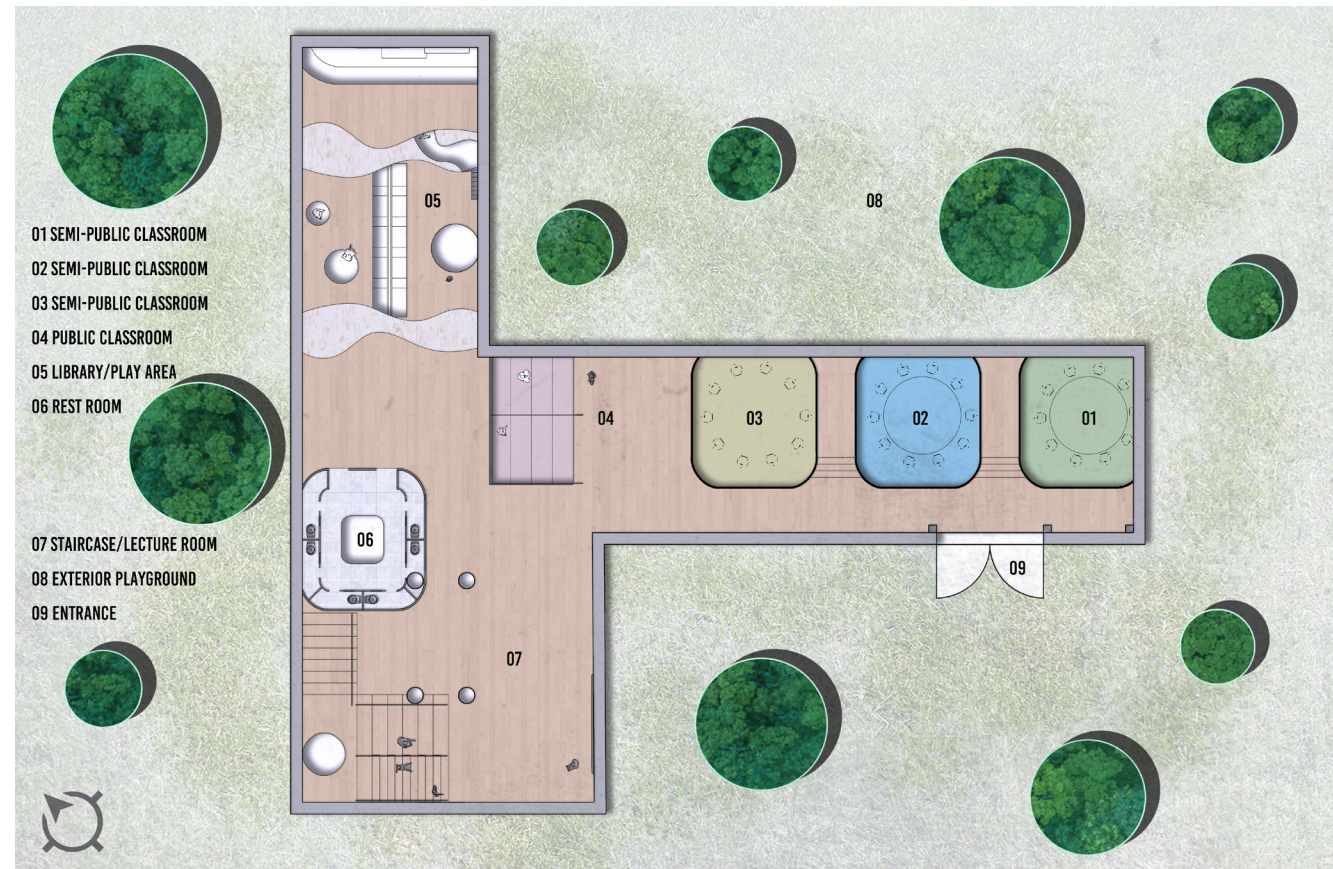


**The Capsule**


**Capsule 05  
1 to 1 tutorial Station**



# 2nd Floorplan



# 1st Floorplan





# Capsule on site



Capsule 01  
Classroom



The Capsule



Capsule 01  
Classroom

The Capsule






**Capsule 01  
Classroom**



**Capsule 02  
Restroom**



**Capsule 03  
Library/Playground**





**Capsule 04  
Co-Working Station**



**Capsule 05  
1 to 1 tutorial Station**

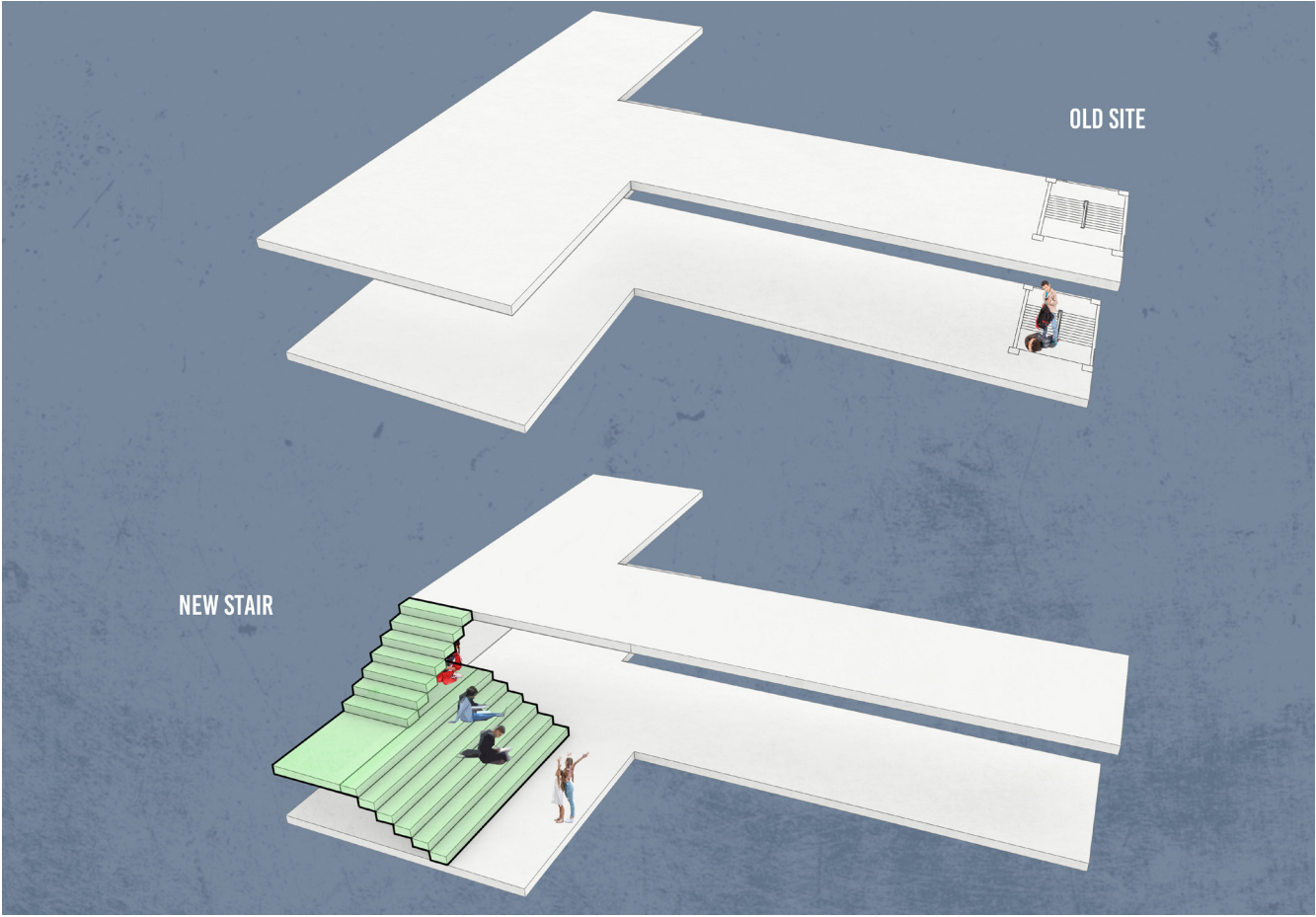




# Stair Update

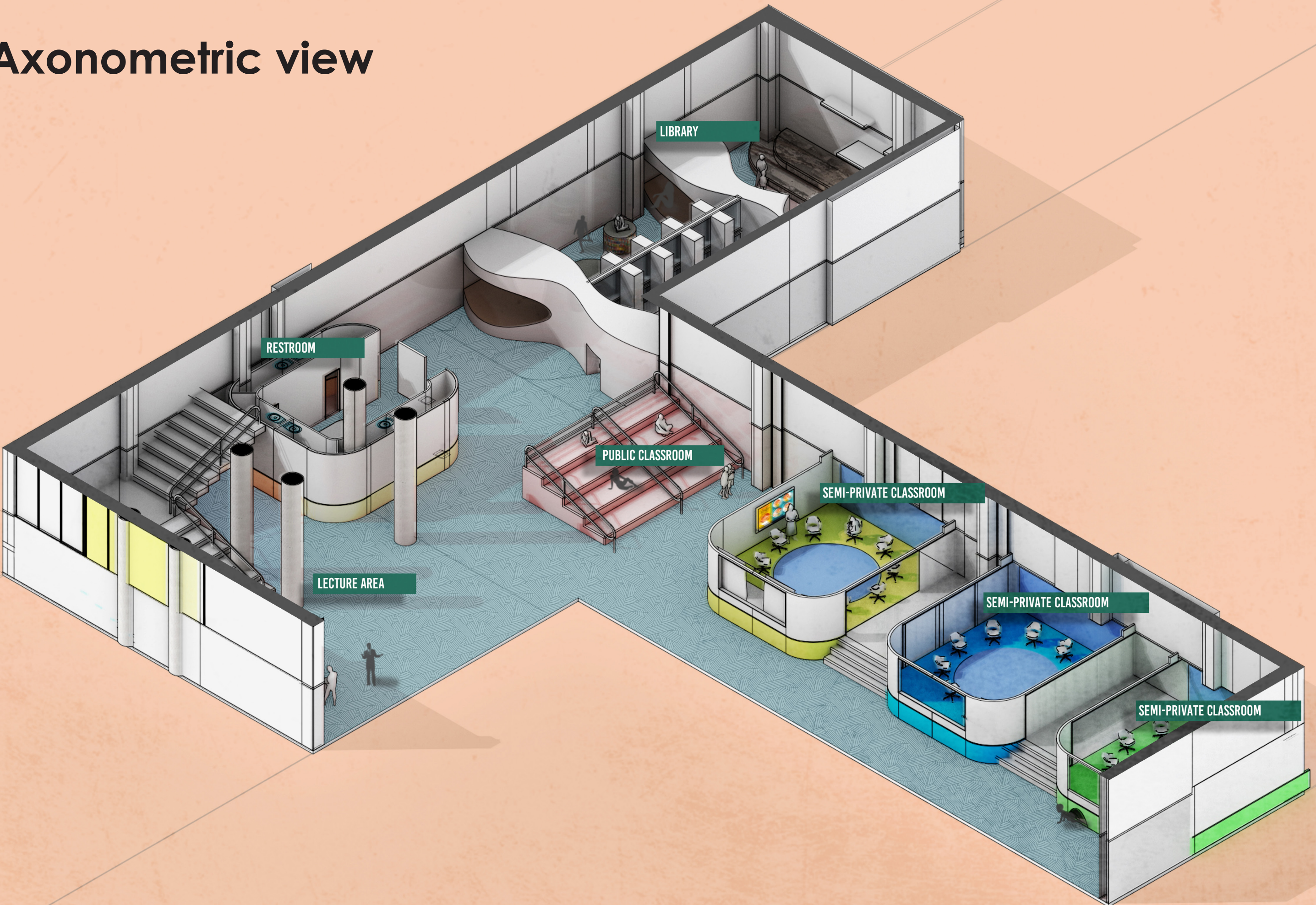


# Stair Diagram





# Axonometric view





Yuyang Bai  
+1 (347) 000 0000  
200 Willoughby Ave, 11205  
ybai12@pratt.edu

