



SEUNG  
LEE

Interior Designer



SEUNG LEE

INTERIOR DESIGNER



Fort Lee, NJ



917-742-6561



slee99@pratt.edu



seung.intereior

Travelling around the world from early age made me wonder what can make people feel 'home'. I have learned that what people call home is not only the meaning of words, but also the meaning of emotions and memories. After I became interested in the space called 'home', I wish to design people's place close to where they can finally be themselves.

## Education

Brent International School Manila  
High School

Pratt Institute  
Undergraduate Interior Design

## Softwares

Revit  
AutoCAD  
Adobe Illustrator  
Adobe Photoshop  
Adobe InDesign  
Adobe Premiere  
Rhino

## Skills

Conceptual Sketch  
Material Collage  
Technical Drawing  
Laser Cutting  
Art Directing  
Graphic Design

## Languages

Korean  
English

## Work Experience

Art Director for short film "Delusion"

## Table of Contents

Community Center  
Healing Beacon

pg. 4

Dwelling  
Stoic TheaterBox

pg. 20

Hostel  
Hustle Hostel

pg. 34

Short Film  
Delusion

pg. 44

Vegetable Study  
Layering Movements

pg. 48

Retail  
Shelter of the Resistance

pg. 52





TODAYS CHIEF:  
TARY SCHUBY  
오늘의 셰프:  
이승현  
今日のシェフ:  
飯塚雅  
LA CHIEF: MARY  
TARY SCHUBY  
اليوم: تاري شوبي  
امروز: تاري شوبي  
INFO

TODAYS  
COLLECTED SUNLIGHT:  
712 KWH  
STORED WATER:  
21.48 GALLONS  
  




# Healing Beacon

## COMMUNITY CENTER







The community can learn about the reuse of resources through interaction with the building and program. The users can sit, water plant, and charge their smart devices. There is a workshop about learning how to make a recycled cushion and recycled birds in the main space, when the main central seating space is closed, which they can also take with them.



# ABOUT SITE

The site, the Stanton Building, is located in Sara D. Roosevelt Park in the Lower East Side of Manhattan, Chrystie St & Forsyth St, NY, 10002. It was completed in 1934, and according to NYC Parks Department “playgrounds and resting places for mothers and children” were provided. It provided much-needed public green space for the poor, tired, tightly packed masses desiring space to breathe free during the Depression Era. Its also located in the overlapping space of Bowery and Lower East Side.







## History Timeline



In this picture from 1932, tenements between Chrystie and Forsyth have been eliminated to make way for the future Sara Delano Roosevelt Park.

The Stanton Building task force was formed by Green Map System, University Settlement and the Sara D Roosevelt Park Coalition with the aim of returning a park building to the community's use. Built for this purpose in 1934,

1940s shows boys playing ping-pong, she said. Another shows what used to be a wading pool in the summer and an ice rink in the winter at the park.



Parks Department closed many recreation centers after the 1970s economic crisis. Restoring the program was promised in 1982 by Patrick V. Pomposello, Manhattan's first Parks Borough Commissioner.

For 30 years, the Stanton Street Building has been out of public hands. the restrooms which have been inaccessible to the public since 1994. The City boarded up the windows and made the Stanton Building a storage rooms for parks. Trucks passes by everyday.


Public Restrooms opened in winter, 2020

Evolution Timeline

## Historical Conceptual Collage









Green



White




Turquoise




Yellow




Blue



Red



Concept Image



Process

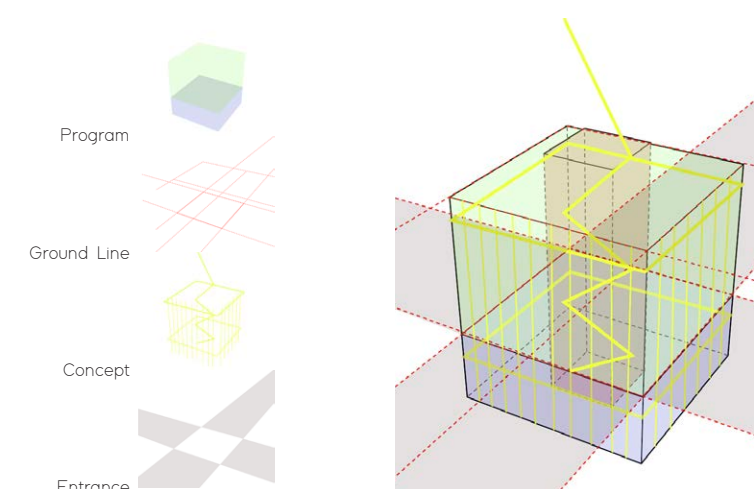
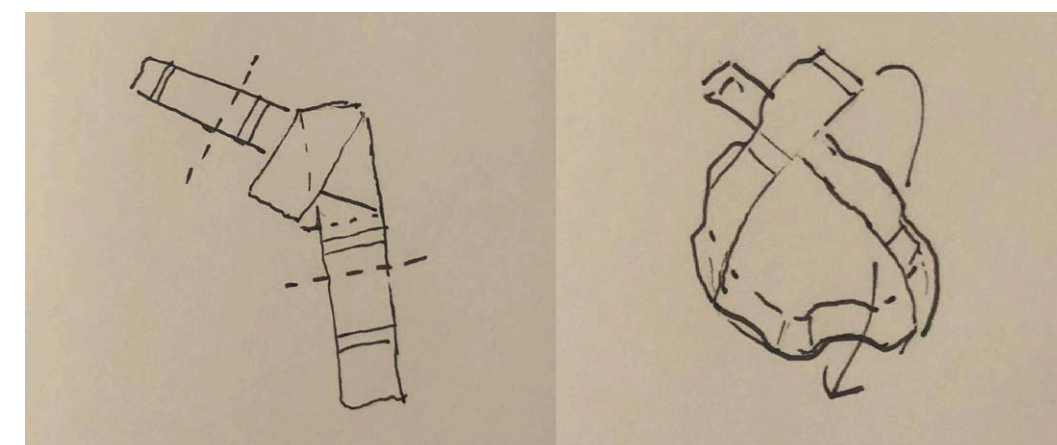
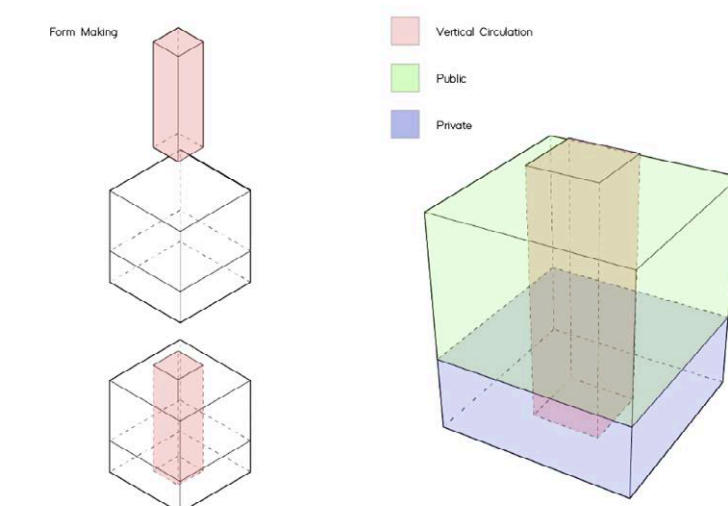

# REPAIR PROJECT / CONCEPT

LightHouse has been helping people to navigate destinations with lamps and lenses for a long time. The concept of LightHouse could be applied in the site with a glass box (does not necessary to be glass or box but need transparency) that illuminates in dark telling people their way, or if lost inviting them if they need assistance. During the daytime, it can also bring in daylight into space all the way to the cellar.

The idea of **stitching and healing**, that are generated by my repair project is brought in to as system and program for Staton building.

**Stitching:** The knotted plastic can be **manipulated in different angles and reflect light** to a certain point. Using this method with my initial concept of bringing in natural sunlight, modules of manipulated knots will be placed in the space to bringing the sunlight. It will also be used in **wall partition system where flexible spaces** are required.

**Healing:** Using an idea of healing, there are two options for the program, one being very literal - a medical center where people can come in and get treated, one possible scenario is when they are playing sports outside the building and gets injured, can come directly in; another possible scenario is helping the homeless (eg. vaccine, corona test, so using the east wing window, there is a barrier). The second possible program that can work with the idea of healing is the **cooking studio**. With the program, it can bring the community together also there is a scenario of **cooking and distributing food** to the homeless.






# FLOOR PLAN

Ground-level is where the concept of collecting and distributing natural resources is happening. Users will experience a phenomenological atmosphere and mechanical technologies and be able to engage with the building.

On the cellar level, there is a cooking studio, pantry, learning space, and community garden, mostly related to nutrition. The users can engage with the garden to grow potatoes, sweet potatoes, and kale; then cook collected foods in the cooking studio where they can choose to donate to the pantry or bring home.

## Roof



## Material Choice



Recycled Plastic floor    Recycled Plastic Lighting    CR plastic furniture



View from East



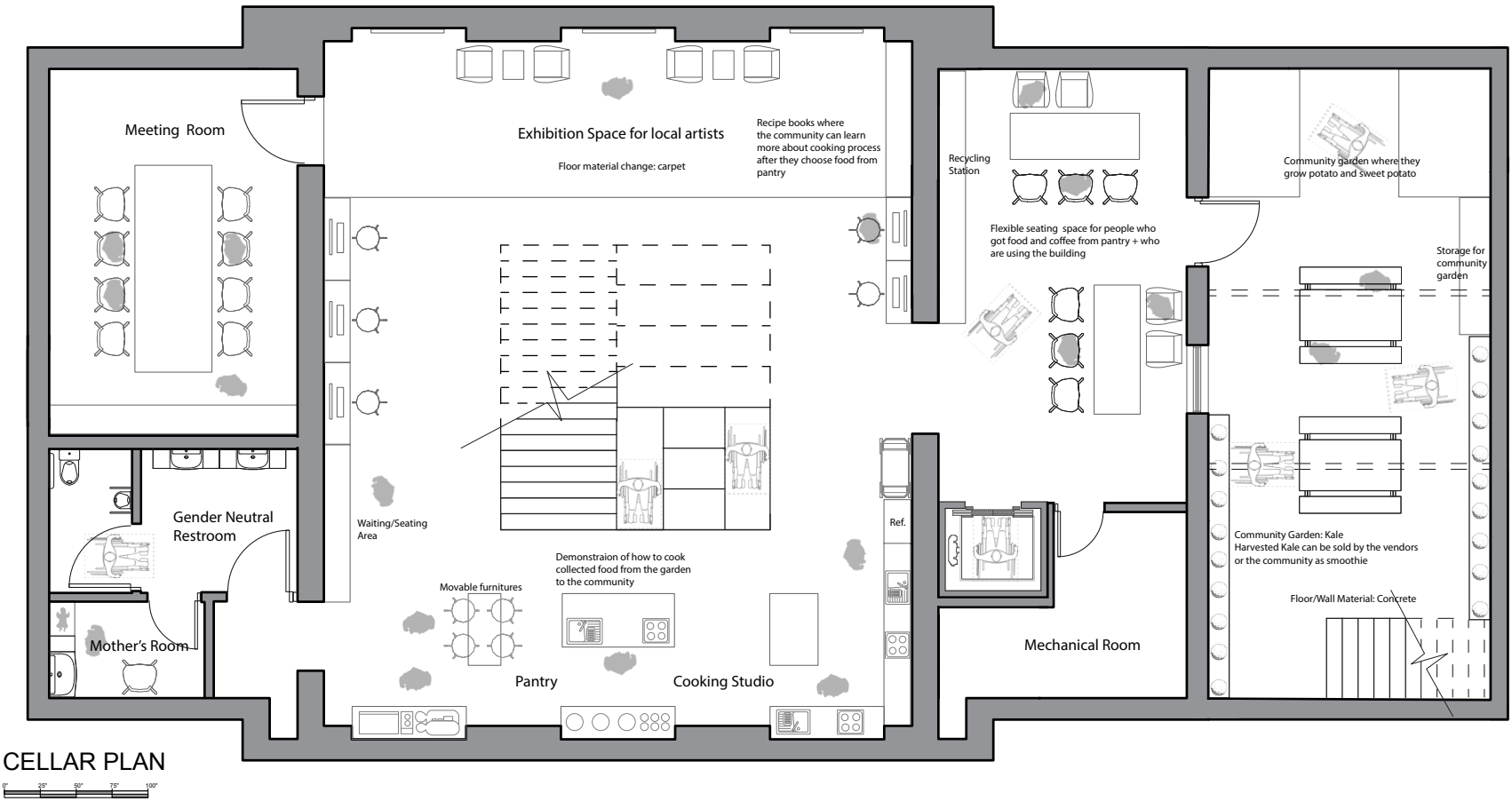
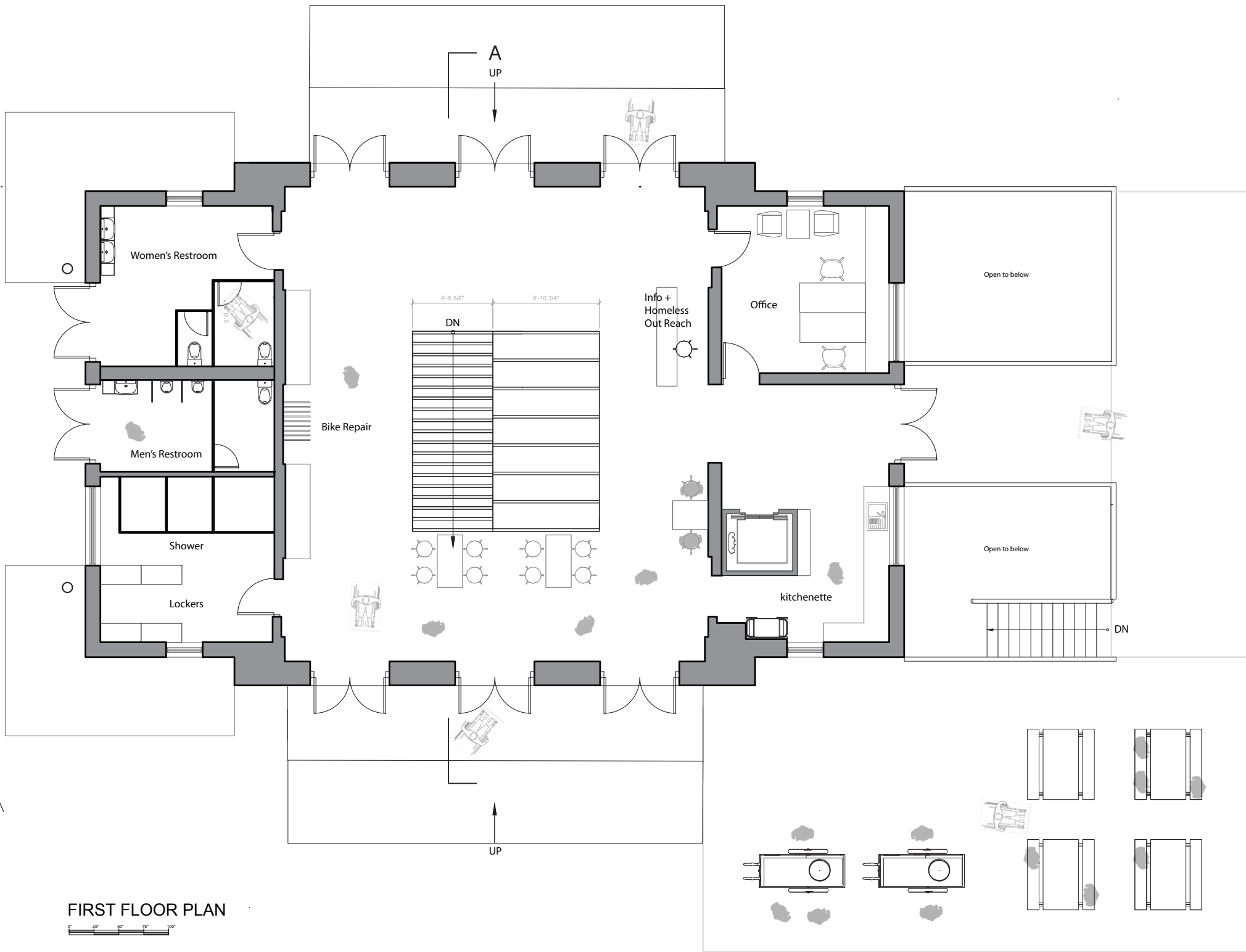
East wing Hallway




View from South



Hallway to exhibition space (Cellar)







lighting

protective layer: recycled plastic

water tank

On top of the water storage tank, there will be a sign "H2O" to indicate that they are sitting on top of the collected water. Chemical formula was chosen to reach most people as possible since the demographic of the site is very diverse. With the greywater system, collected water will be used for the restroom and water the community garden.

West wing water tank storage



Recycled plastic wall on the roof provides visual privacy in daytime, and illuminates in the dark providing lighting for the park + making the building landmark in the neighborhood

Solar panels collect sunlight and converts DC to AC then used to light up the building. Left over energy goes to the grid, and can be used further later when there is no sun

Healing Beacon will light up in the dark navigating people's way

Sunlight collected from "Paran" provides lighting to the swirl ceiling, then the light is reflected back inside

A fan that is attached to the ceiling ventilates air in the space

Winter

Summer

Spring/Fall

Rainwater is collected from the roof, then stored to the tank

1/3 of the tank is buried underground and other part above ground creating seating area for the users. Another layer on top of the tank is added for protection.

To the Grid

Art Exhibition Space for Local Artists

Solar Panel Water Tank Mechanical Air flow

Section A

0'


8'

16'

24'

36'



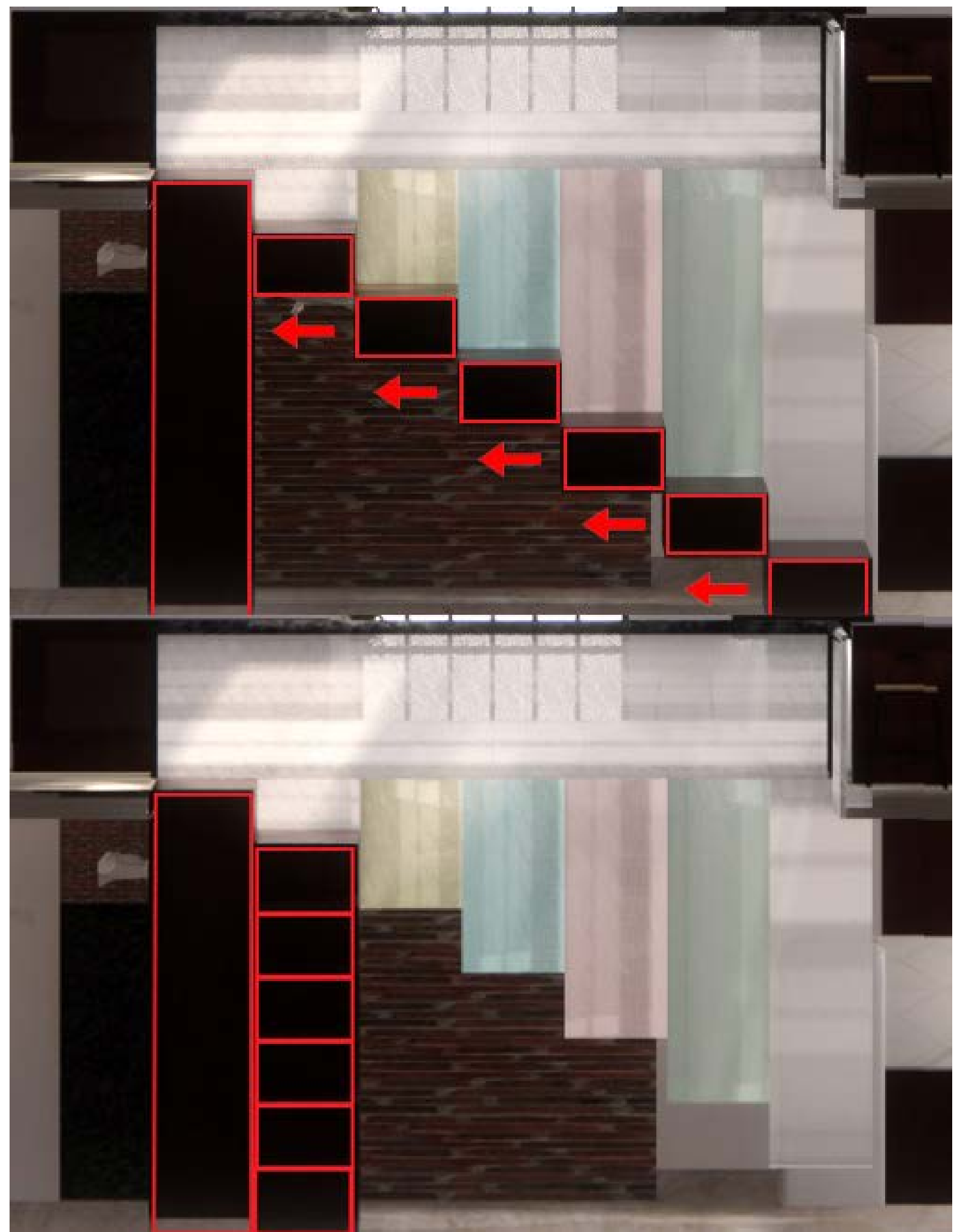


Central Space (Movie)



Central Space when stair is closed

Central stair open



Central stair closed

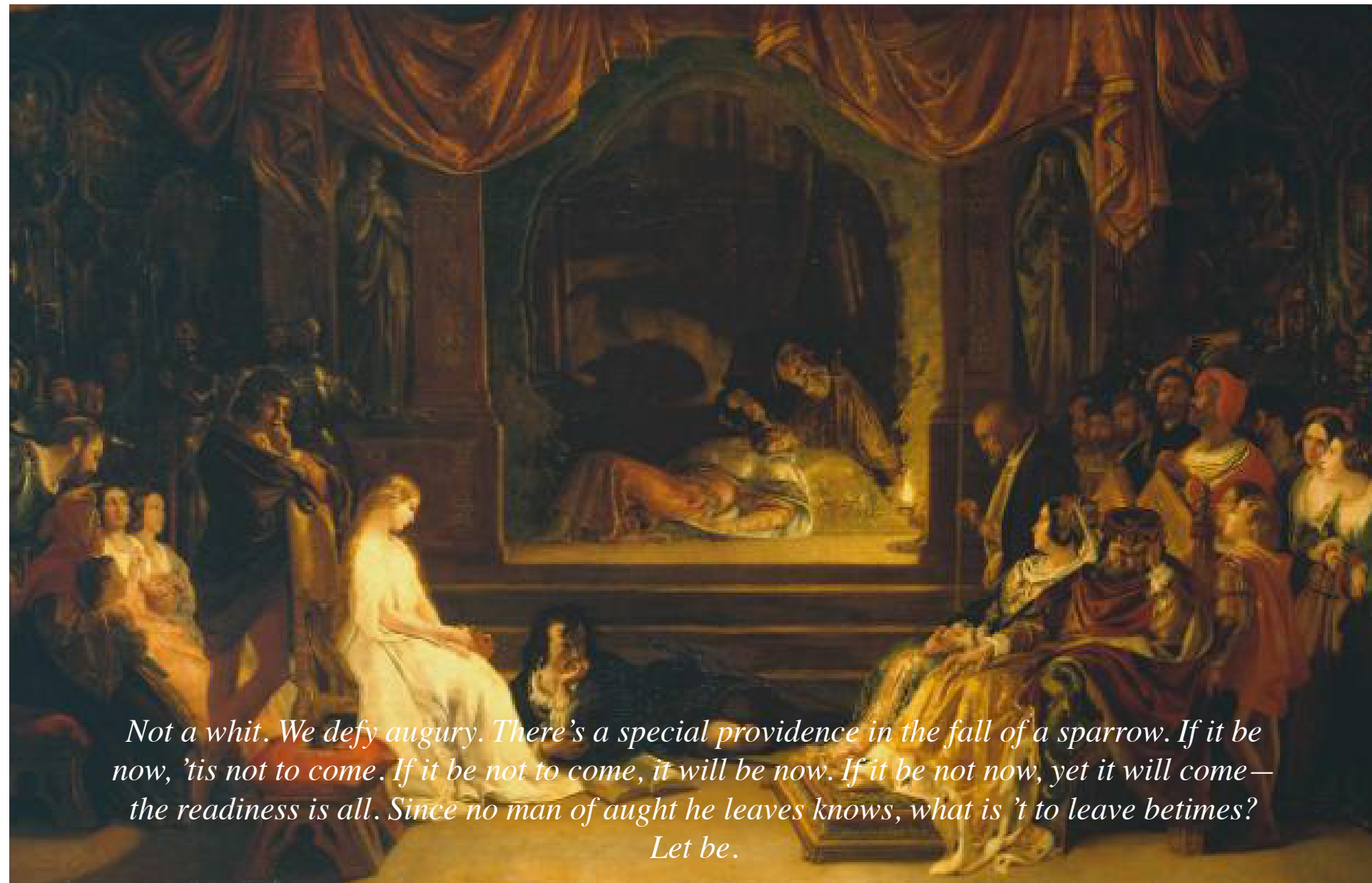




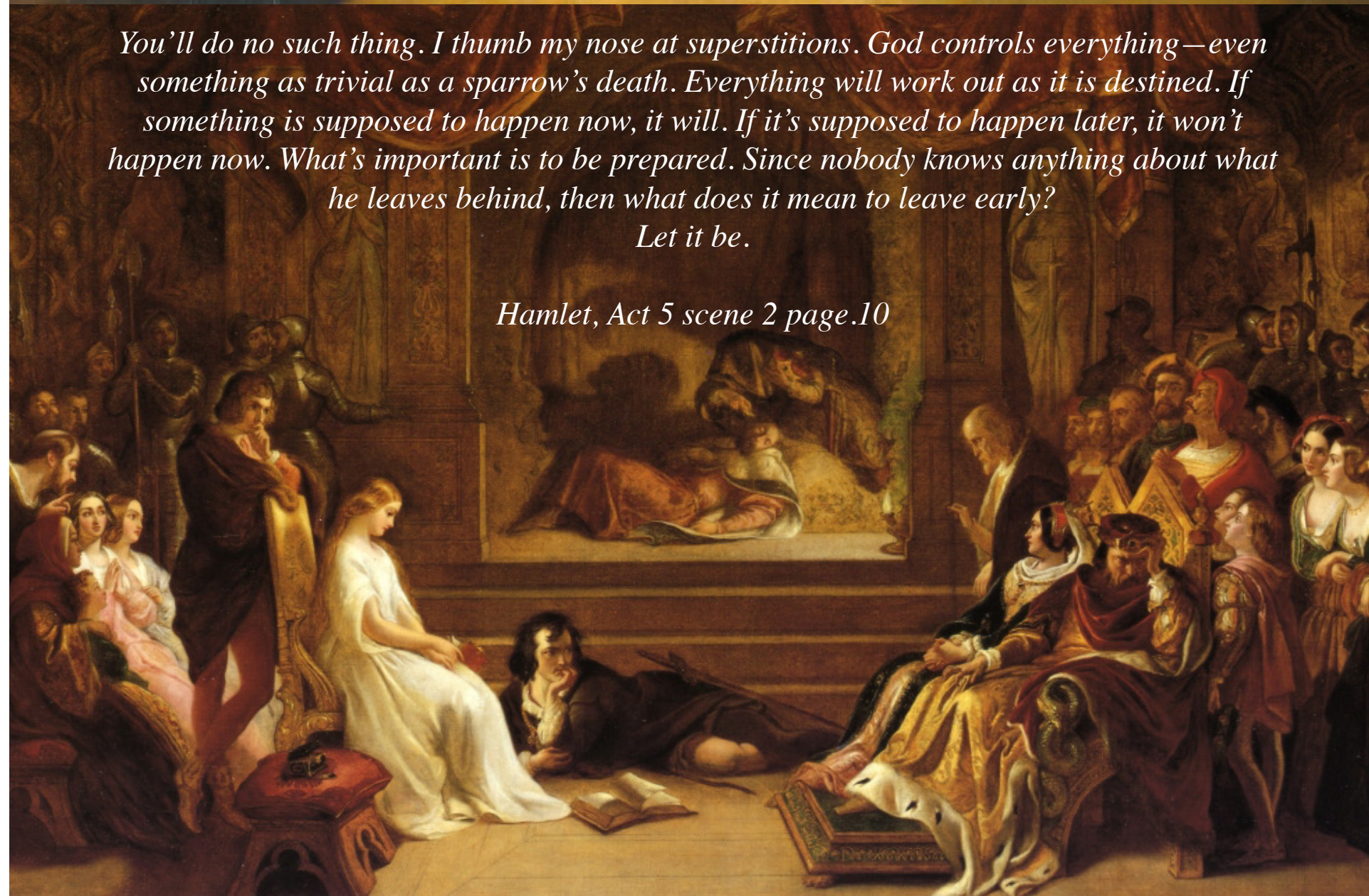
The community members can learn how to make recycled plastic birds, hang them to the ceiling and register the meaning of reuse of resources through experiencing a phenomenological atmosphere.

**Main space looking towards South**





*Not a whit. We defy augury. There's a special providence in the fall of a sparrow. If it be now, 'tis not to come. If it be not to come, it will be now. If it be not now, yet it will come—the readiness is all. Since no man of aught he leaves knows, what is 't to leave betimes? Let be.*



*You'll do no such thing. I thumb my nose at superstitions. God controls everything—even something as trivial as a sparrow's death. Everything will work out as it is destined. If something is supposed to happen now, it will. If it's supposed to happen later, it won't happen now. What's important is to be prepared. Since nobody knows anything about what he leaves behind, then what does it mean to leave early? Let it be.*

*Hamlet, Act 5 scene 2 page.10*

STOIC

THEATER BOX

DWELLING

1061,1063,1065 Fulton St, Brooklyn, NY



Site


Given site is 1061, 1063, 1065 Fulton St, Brooklyn NY. The site is surrounded by residential and religious organizations. They are three-story buildings, and the challenge was to have two main upper floors with one lower floor that are connected. It has a backyard at the back, so to access the backyard, I chose to have the first floor with two floors above. The existing stair connects all three floors, but it was too steep and narrow, so I decided to design a new one.



Fulton St.



North side of the Building



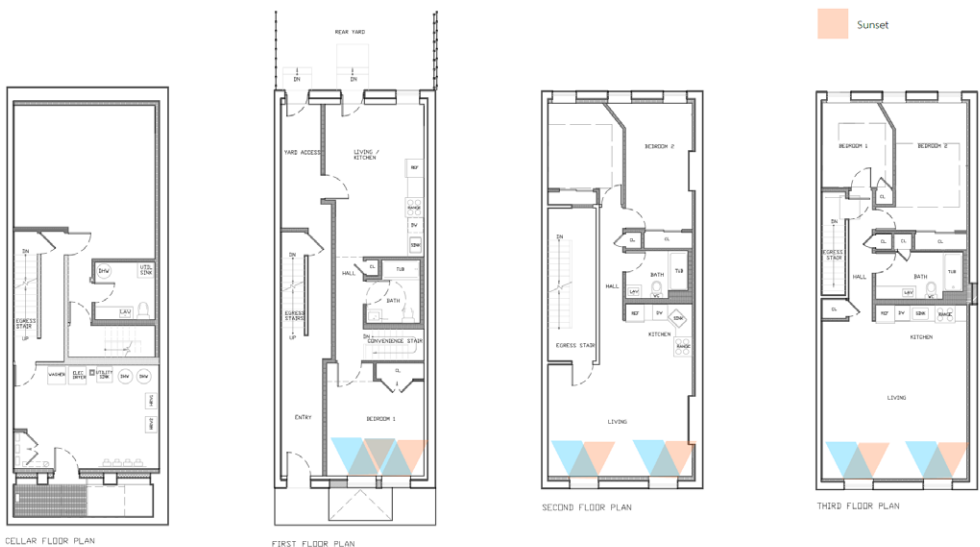
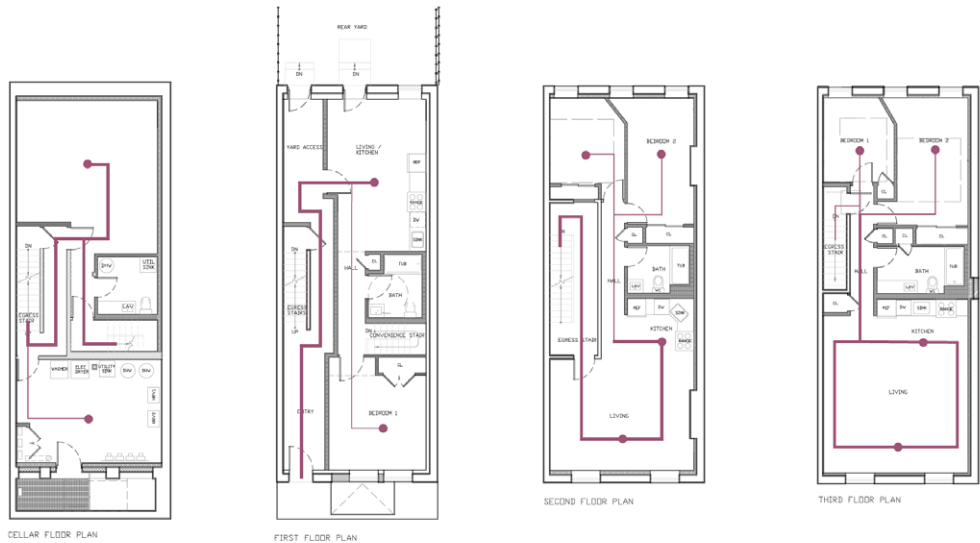
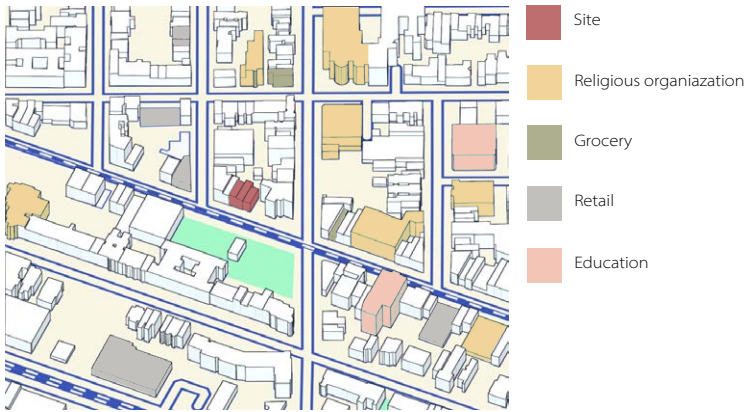
Front Facade



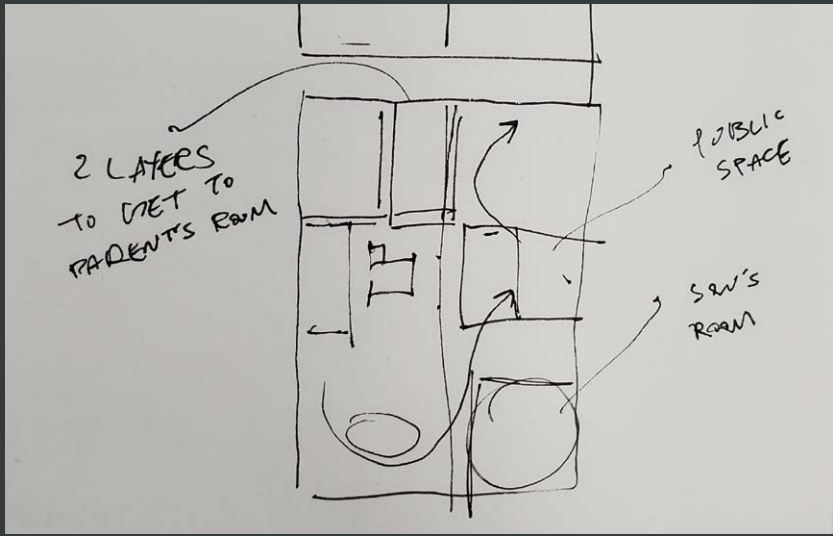
Front Facade, 1061 Fulton St.



Front Facade, 1065 Fulton St.



Conceptual Collage





My given client is a multi-cultural family that settled down in NY 10 years ago. Mom is a Korean running flower shop and Dad is an American working as a set designer. They have a son who is a teenager wanting to be an actor and has a grandmother, who is also Korean and has alzheimer's. At the very beginning of the project, we were given two materials each to mainly design with, and mine was metal and bronze., which plays a big role in my design. With given materials and clients, I created a "set" like space where the Dad and the Son can work collaboratively and a Wayfinder for grandmother,



---


## Idea Sketch & Model Making

Using metal and bronze, a grandmother who wakes up in the morning and forgets everything about her, the reflectivity of material will lead her to the kitchen and reminds her of who she is. With Adolf Loose's theater box idea, when the user enters the second floor, he/she would have a feeling of entering a stage with a raised platform. Floor plans are carefully laid out for the client's need wherein the second floor because the grandmother needs extra care, the parent's room is located, and the downstairs son's room is located for privacy.




Final Proposal







Long Section A




Long Section B

Inspired by Adolf Loos's Muller House, where he has an idea of "theater box". Loos designed a raised seating space with a theater box and a private space contrasts with the public space of the house. The theater box draws attention to itself and the occupant of the box looks out and at the same time, the one looking at it sees the most intimate space, objectifying the user in the box. During design development, got inspired by play "Hamlet" and a philosophical idea comes in. Hamlet shows a stoical idea towards the end of the play, and with my interpretation, it was brought in to the space.



Initial Light Study

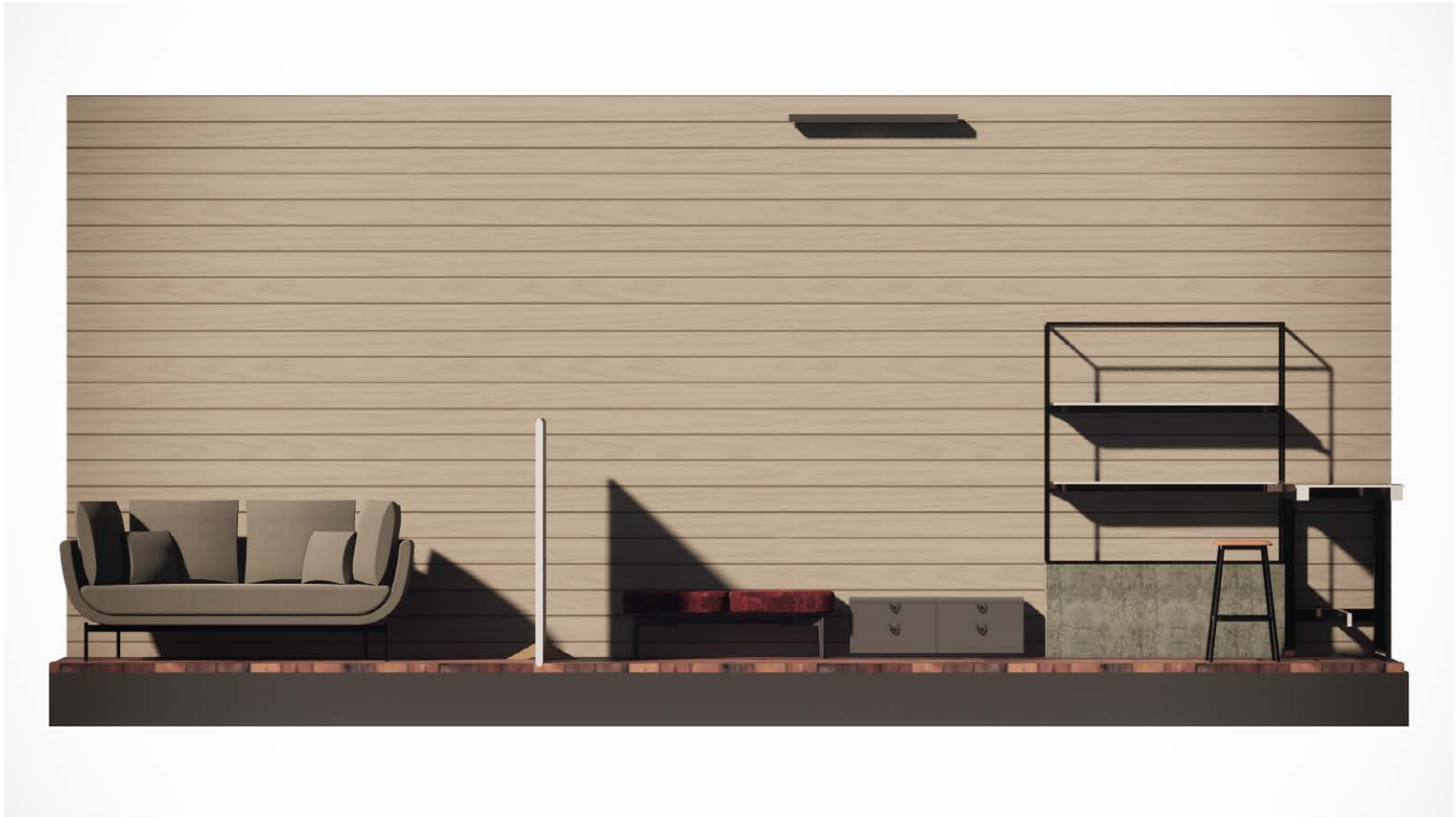




First Floor Plan



Second Floor Plan



First Floor Living Space Elevation




Second Floor Bathroom Elevation




Second Floor Parent's Room Closet




Second Floor




Embold Collection




Bassline



CHPK1 Chair




Leela




Mobile side-table 3 shelves Nautic

Unique ref.: 2530  
Brand: ODF Paris  
Product family: Pro Accessories  
Product group: Nautic - Bathroom Accessories for hotels  
Width (mm): 390  
Height (mm): 807  
Depth (mm): 390  
Date of publishing: 2019-04-01  
Edition number: 1  
Type: Object (single object)




Serena Bedside Table

Unique ref.: 4025  
Brand: Stolab  
Product family: Bedroom  
Product group: Serena  
Width (mm): 400  
Height (mm): 730  
Depth (mm): 340  
Date of publishing: 2012-09-17  
Edition number: 1  
Type: Object (single object)




West Elm Work Collection - Maisie


Furniture Selection




Soul by Bolia




Bolia - Facet




Bolia - Gaia



West Elm Work Collection - Pebble



Node by Bolia



Bolia - Hannah

First Floor







Second floor north side of the space, seating on top of the theater box




View from first rendering seating towards the stage



First floor, Dad's office / Living space

3D  
Model



View from outside, North side

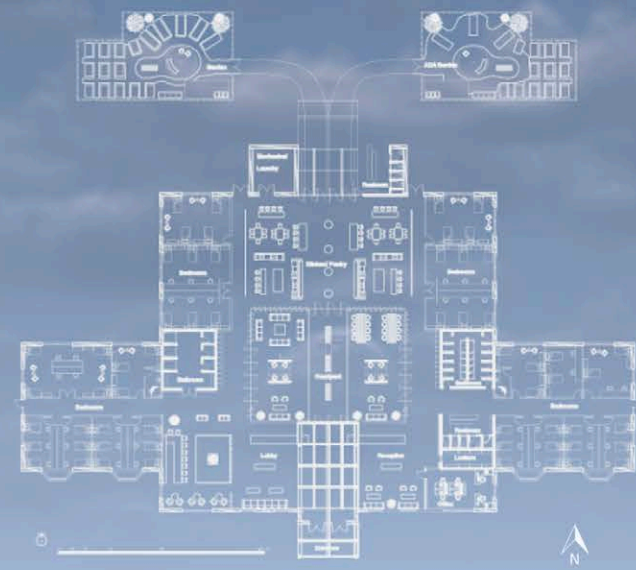


# HUSTLE HOSTEL

Vieques, Puerto Rico

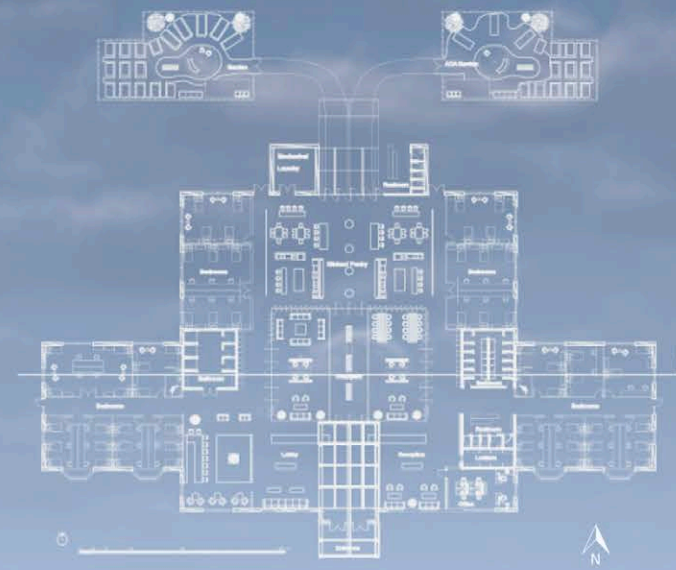







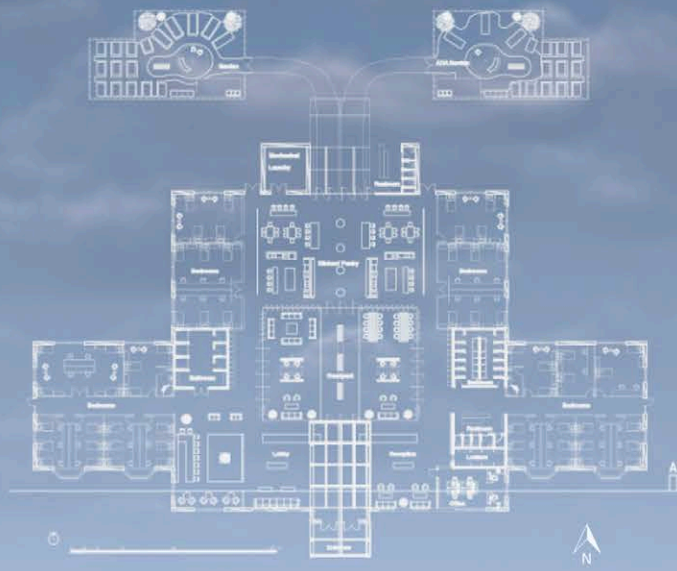
Exterior Elevation  
Hustle Hostel, Vieques

50' 130'



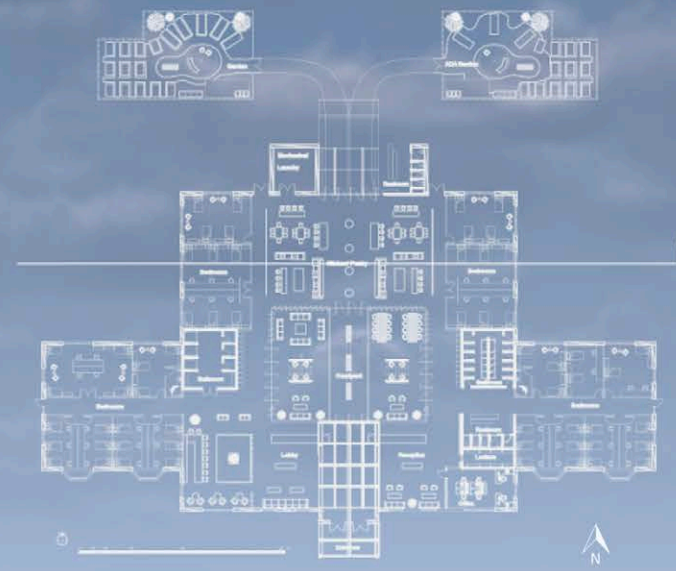
Interior Section B  
Hustle Hostel, Vieques

50' 130'



Interior Section A  
Hustle Hostel, Vieques


50' 130'



Interior Section C  
Hustle Hostel, Vieques

50' 130'





The project was done by our studio collaborating together during COVID-19. There were many obstacles such as tossing files and different timezone, but we were able to push towards the same goal. Communicating and working together through on-line made us to care about each other and focus individual's work more.

The conceptual framework for our design for the Vieques, Hustle Hostel has grown from our appreciation of the United Nations Sustainable Development Goals and refined through our research/ and understanding of this island's specific community and unique environment. The two design features that most clearly represents this approach include the breezeway and community garden

Vieques is an island with a warm, tropical climate cooled by prevailing winds from the east. Our proposed design harnesses the power of these winds to cool the hostel without the aid of mechanical ventilation. Additional program that can engage the island community as well as guests visiting the hostel. Vieques relies on a majority of its resources being imported from across the Caribbean Sea. The community garden will help educate guests and residents on the value of self-sufficiency and sustainability.





View towards concierge from restroom wall



View inside sleeping room 2 towards the room



View towards bar from accessible shower



View inside sleeping room 2 towards the bay window






View inside sleeping room 3



View inside accessible community garden



View towards toilet from north tunnel





Night view towards accessible community garden






Watching movies had been one of my favorite hobbies for a long time, and luckily, I had the opportunity to be part of making one. The movie is about a guy trapped to his delusion from young and committing murder. The movie portraits his present time in a shabby room and has a flashback scene before he is trapped to delusion. The challenge here to make two scenes feel two different times to the audience. The existing environment was already rusted with many obstacles on the walls, so I had to make choice whether make a whole new set for the flashback scene or cut off the obstacles and make walls flat to apply wallpaper on top of it. However, the budget was too short, and the landlord did not want any damage to the existing setting, therefore, I just had to go with it.







Bringing in my design in real life was way different from what I imagined. Getting the right product for the client, budget running short, problems during construction; were definitely issues that triggered high-stress level, however, those problems took me to the next level. Through this opportunity, I discovered more potential fields as an interior designer, such as a set designer and art director, and provided me a chance to explore more. With all the hard work as a team, the project came out great at the end, and I cannot wait to explore more different fields of interior design.

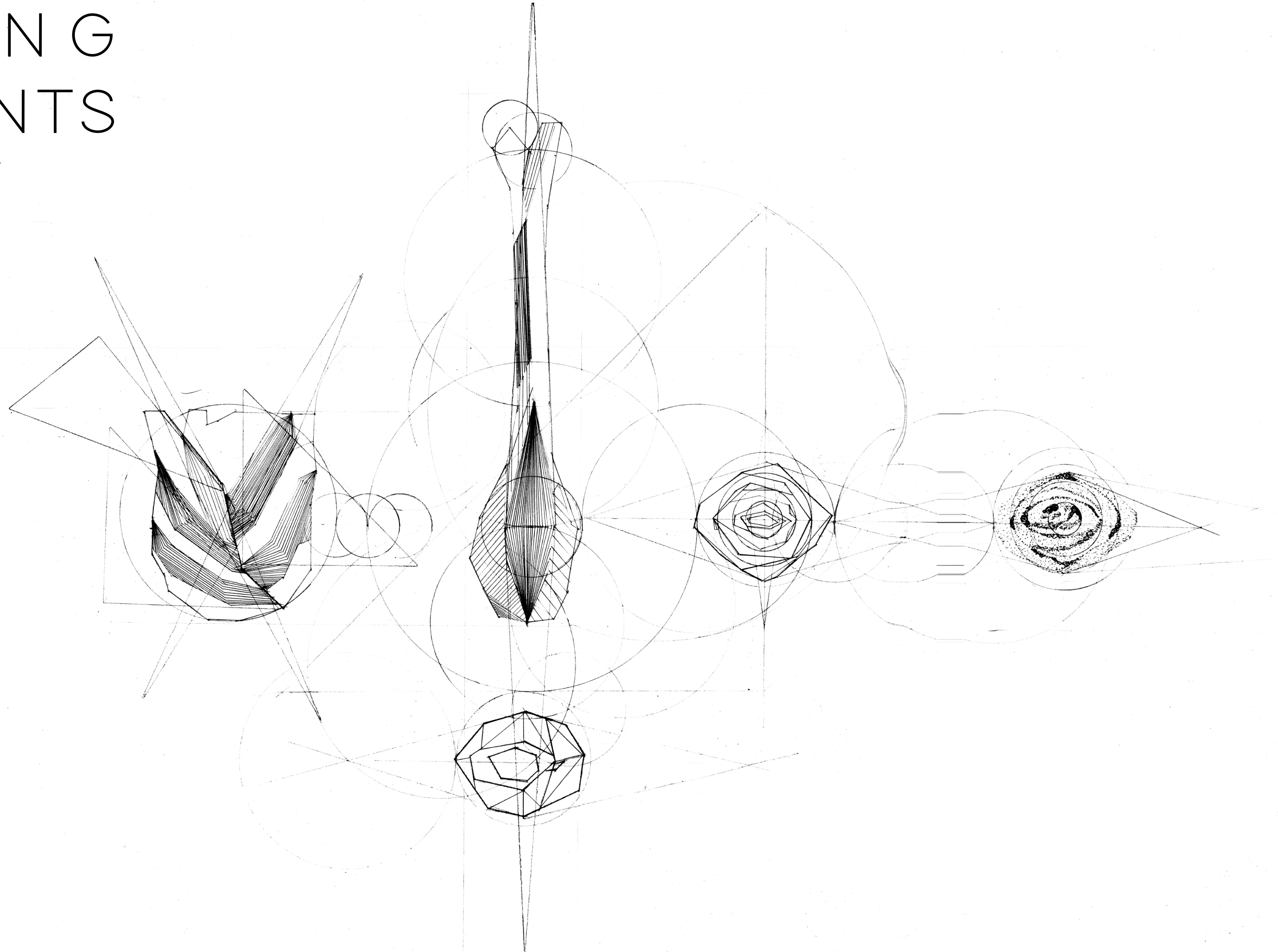


# LAYERING MOVEMENTS

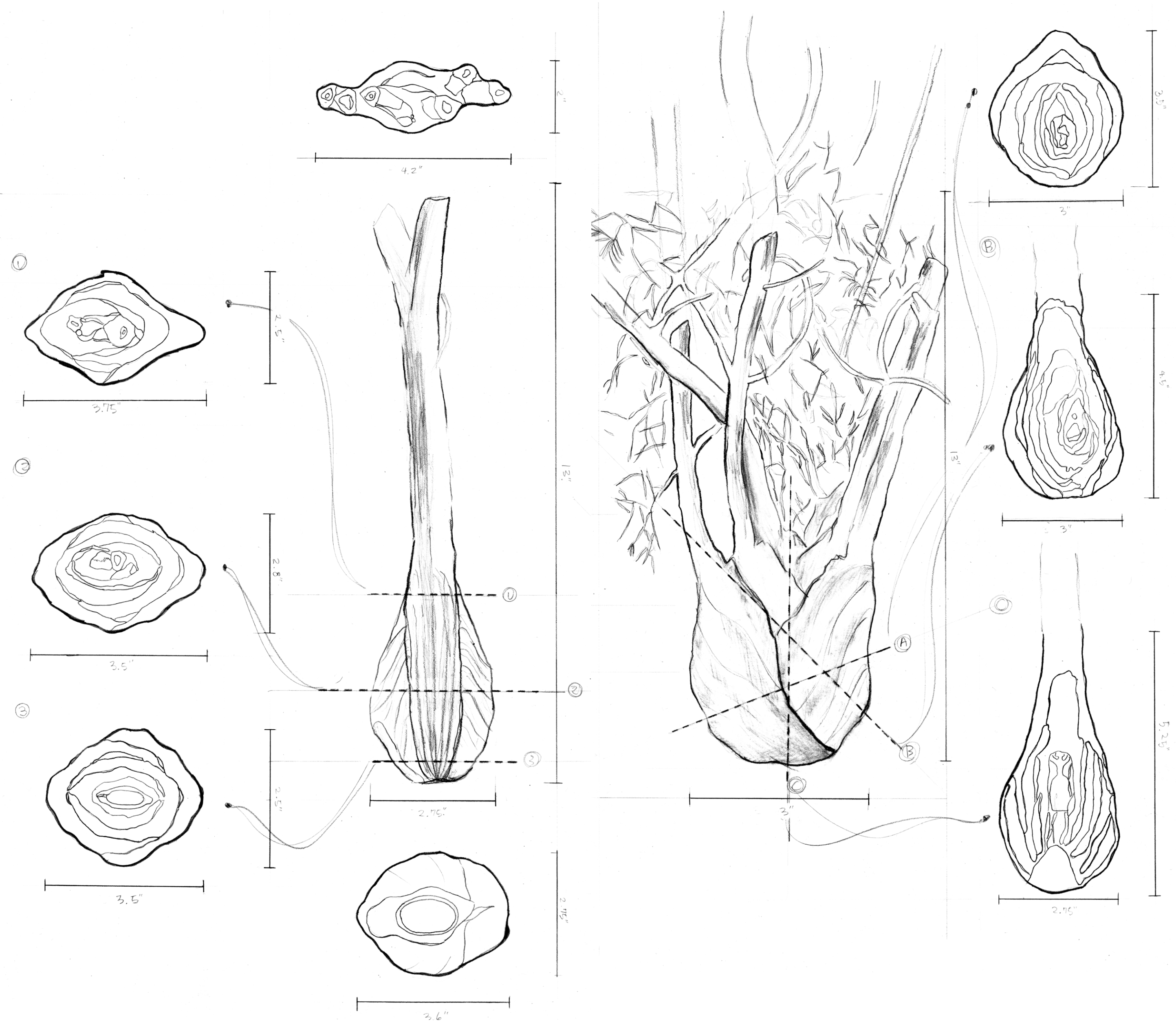
## VEGETABLE STUDY

**Florence Fennel** is a cultivated fennel, which usually seen in markets. It has white round body, straight stems with plentiful leaves on top. It has a core at the center of its body, which holds the layers of fennel. Originally from mediterranean region, the base part of fennel is eaten oth raw and cooked.

The other parts of fennel are mostly used as herb or spice and it is a good match with seafoods. Fennel is loved by people due to its medicinal sides with great refreshing scent.








The shape, texture, system of fennel led me to explore the body part. The diagrams of section/elevation study shows the layers or shapes **overlapped** to each other, creating geometric shapes. I was attracted to the densed-shape of the vegetable, which provided me to further develop the construction models.





Sketch models



Final model





# SHELTER OF THE RÉSISTANCE

RETAIL




# INTERLOCKING MODULAR SYSTEM

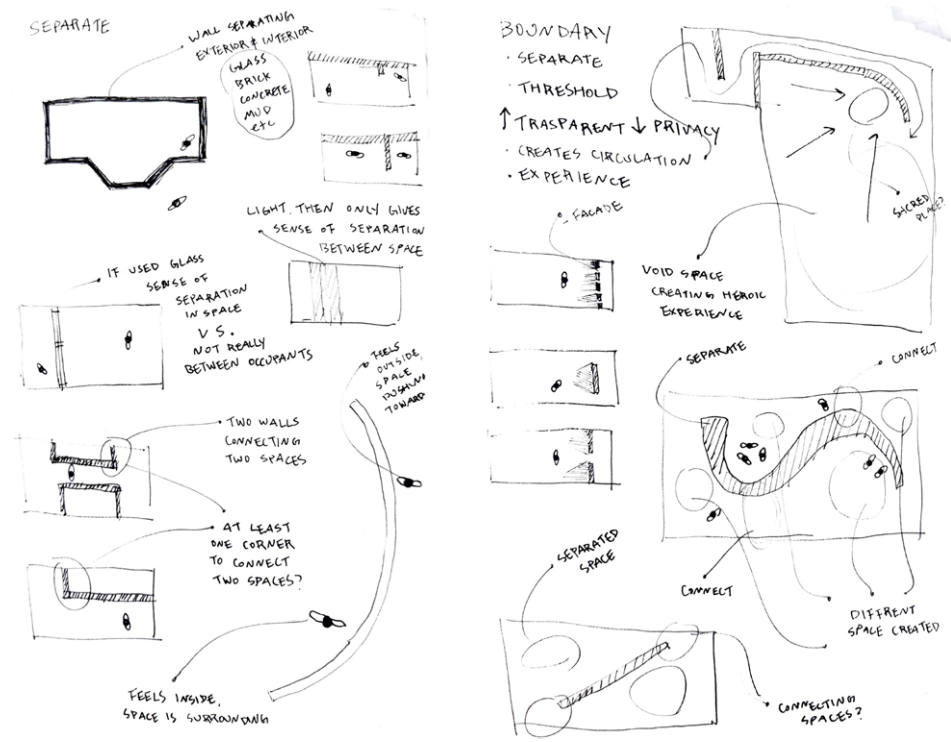
Detailed Material Joinery




Material Research / Exploration



10 Possible Boundaries



Study Models



Wood has rigid property, which provides connection between the material when two shapes are perfectly matched. People will have peculiar experience when they are standing right in front of the wall, since the wall can be seen as slanted at the same time. When wood is carved for joinery, the negative space created in the material lets light through with various shapes which adds up to the previous experience and provides experience like never before to the viewers.

Final Construction






The system in the space is, modules interlocking with each other; and the system vary in how they interlock and scale depending on the space used. While researching housingworks, the chosen verb is to resist, which also means to fight against. Inspired by French Revolution; the Resistance, and with the Boundary Aggregation, the form of the barricade was made. The feeling of the space that users will experience is a shelter.

S E C T I O N

A







S E C T I O N

B





FACADE VIEW FROM OUTSIDE

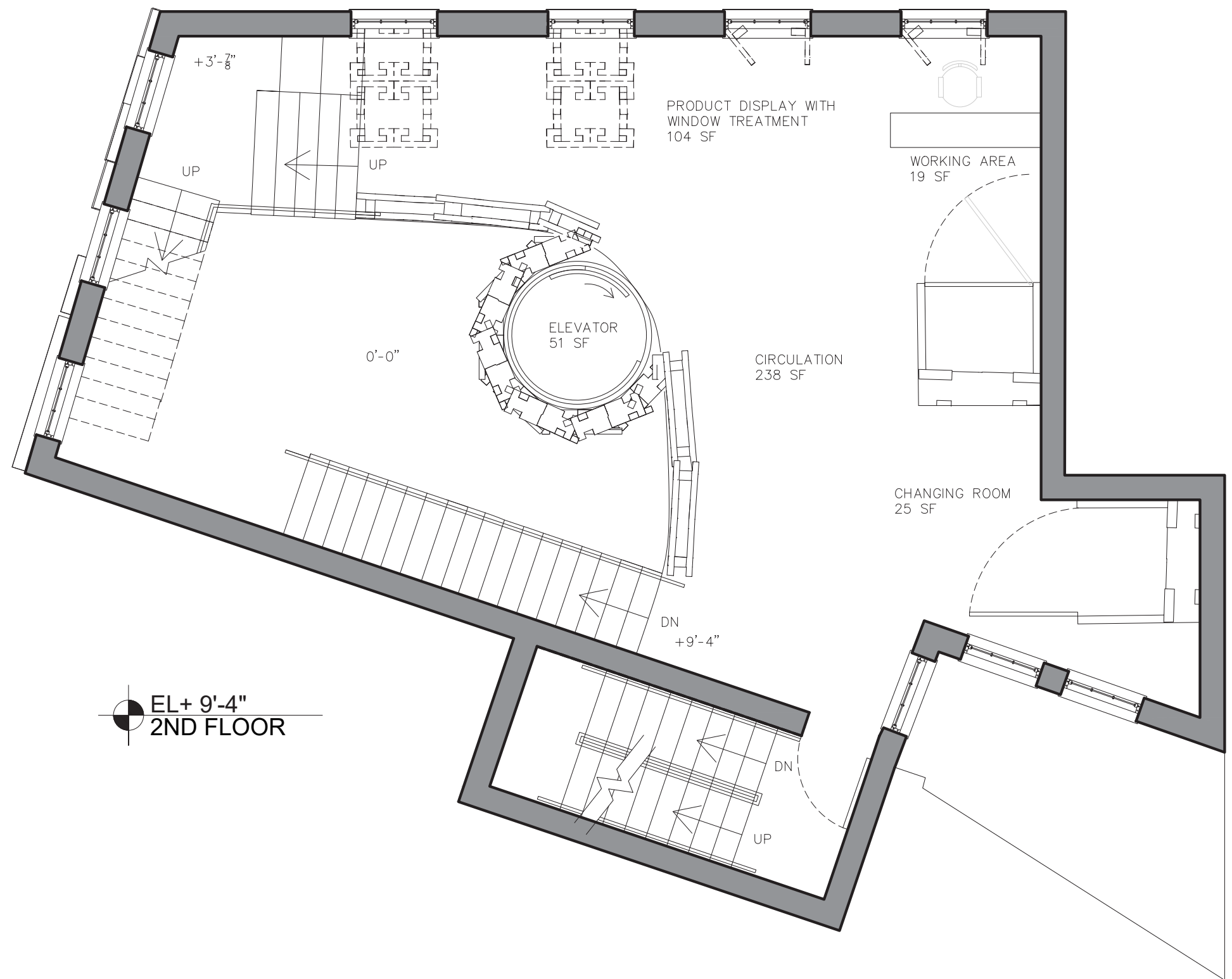
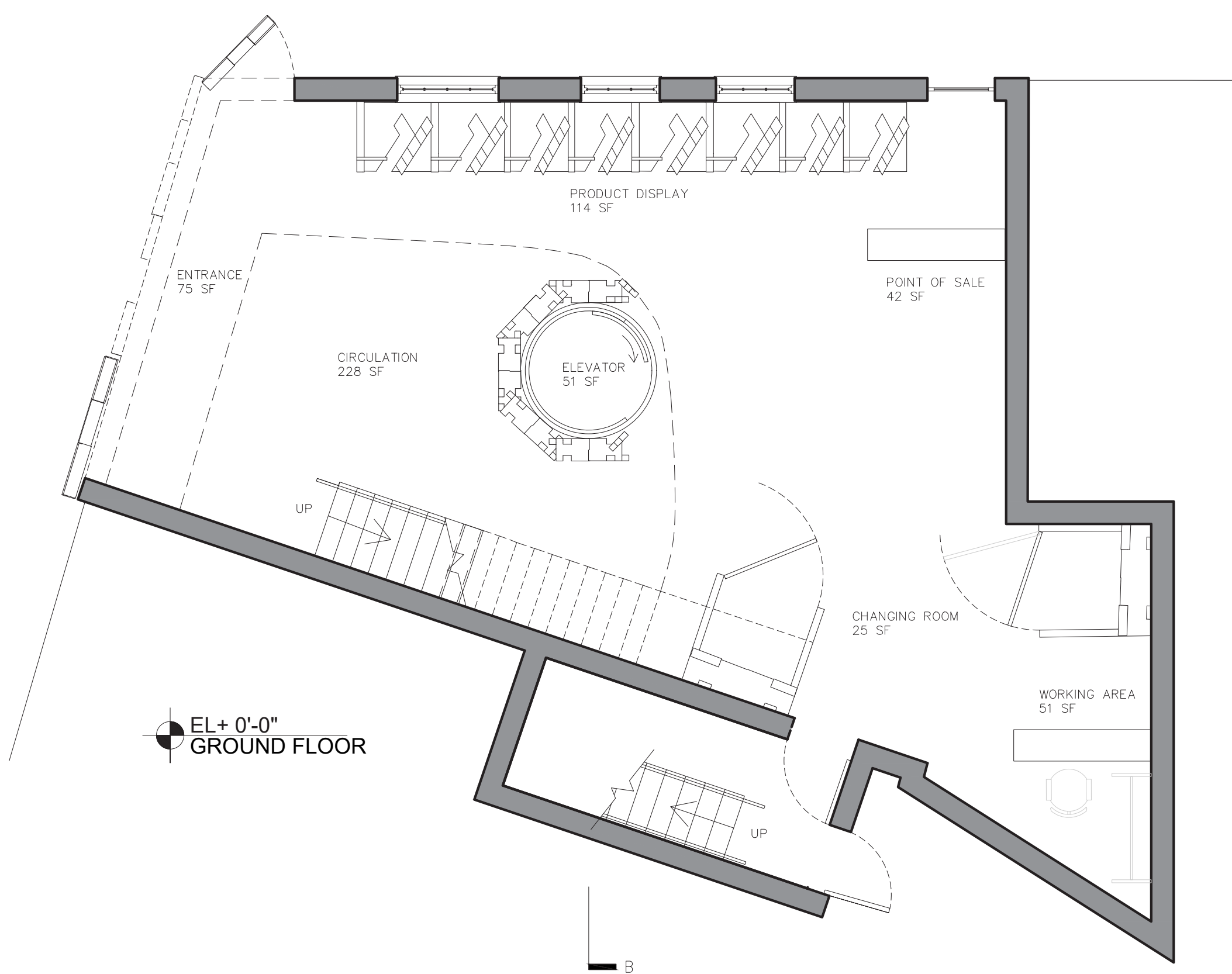


M A I N  
E L E V A T O R

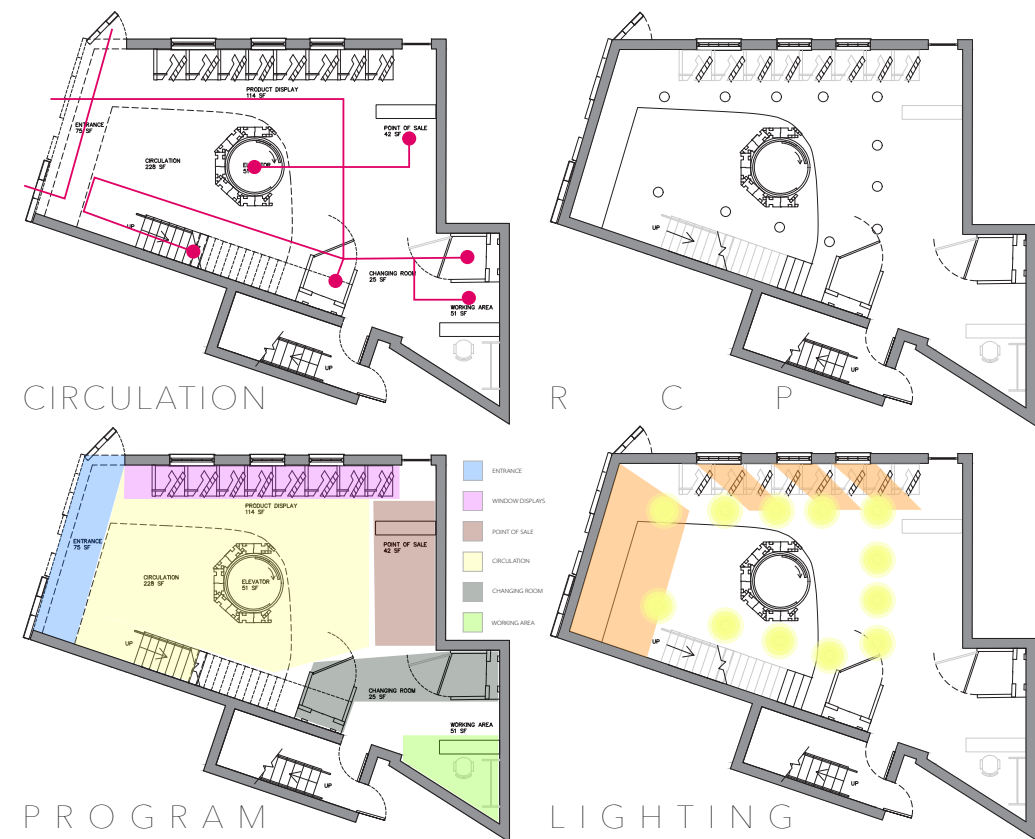
There are two types of windows treatment, the product display. And the staircase is made of one of my modules and makes circulation with light in the space.



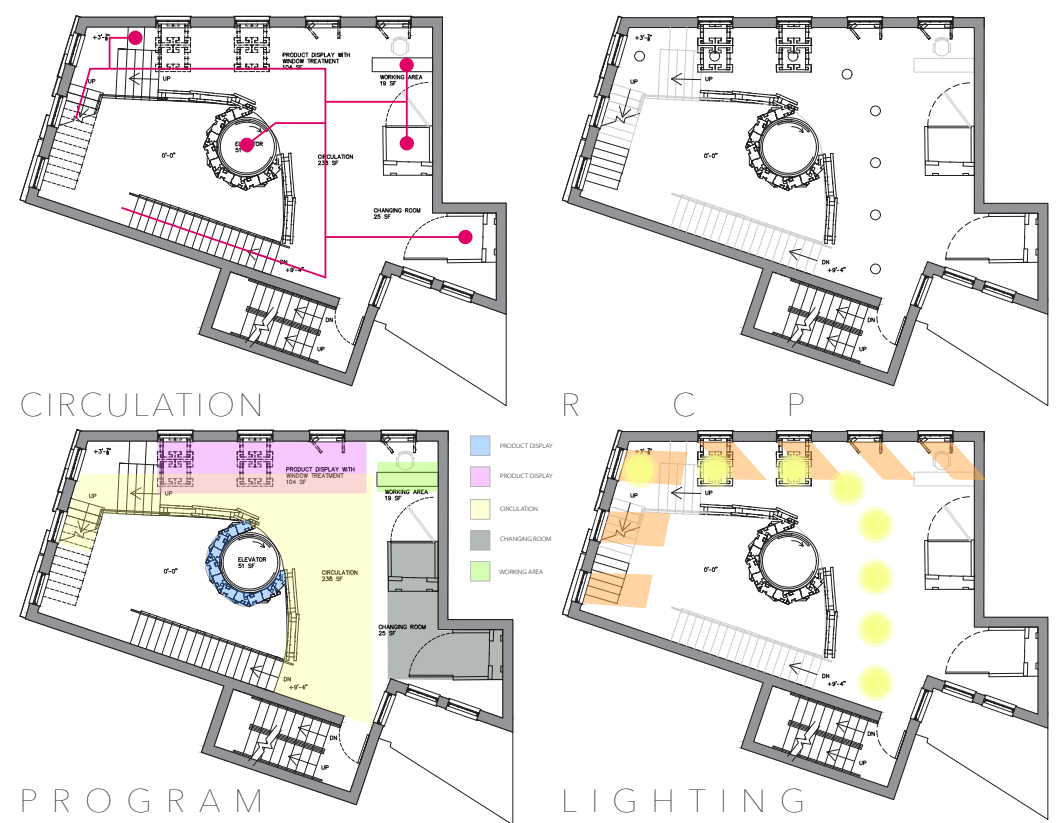




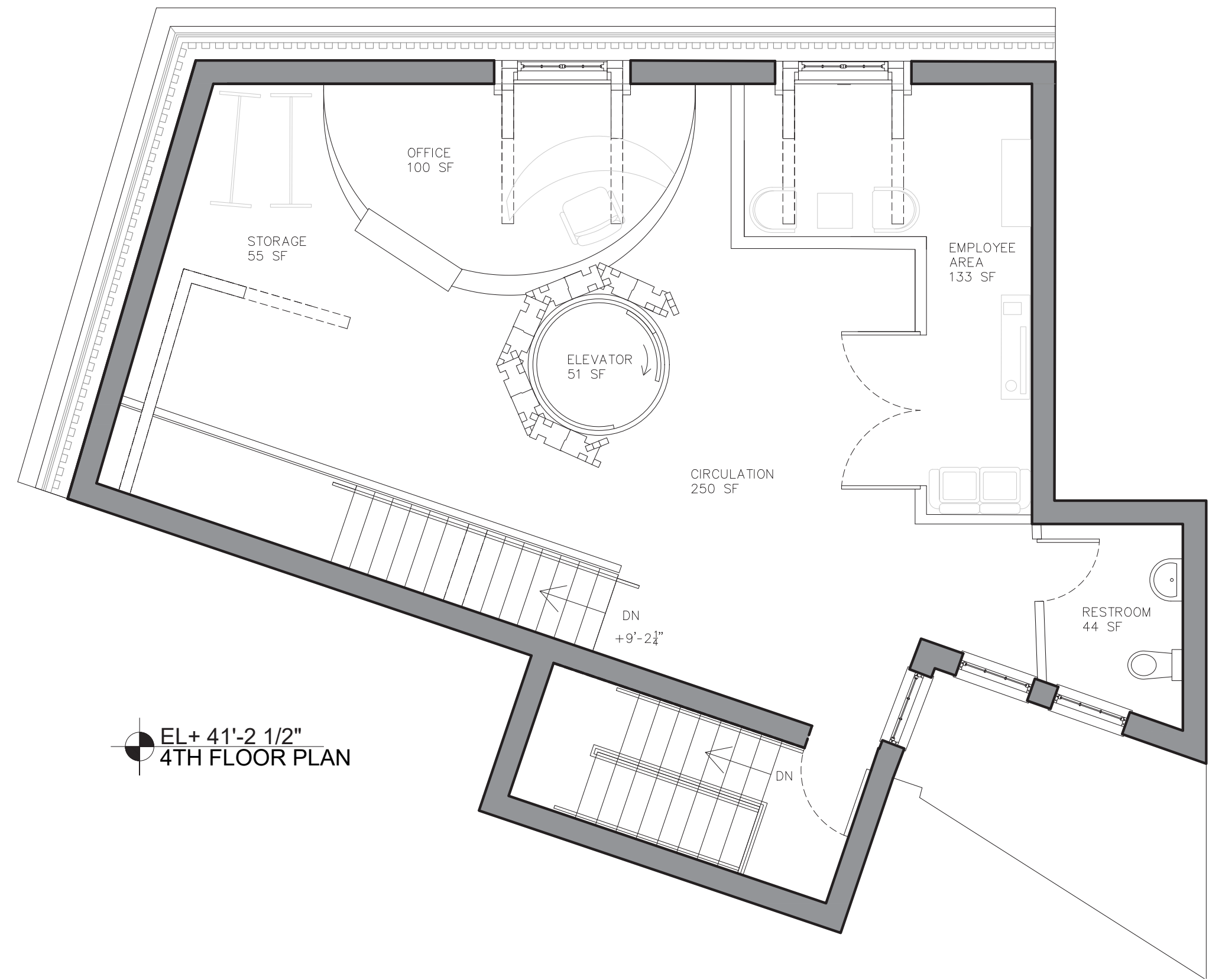
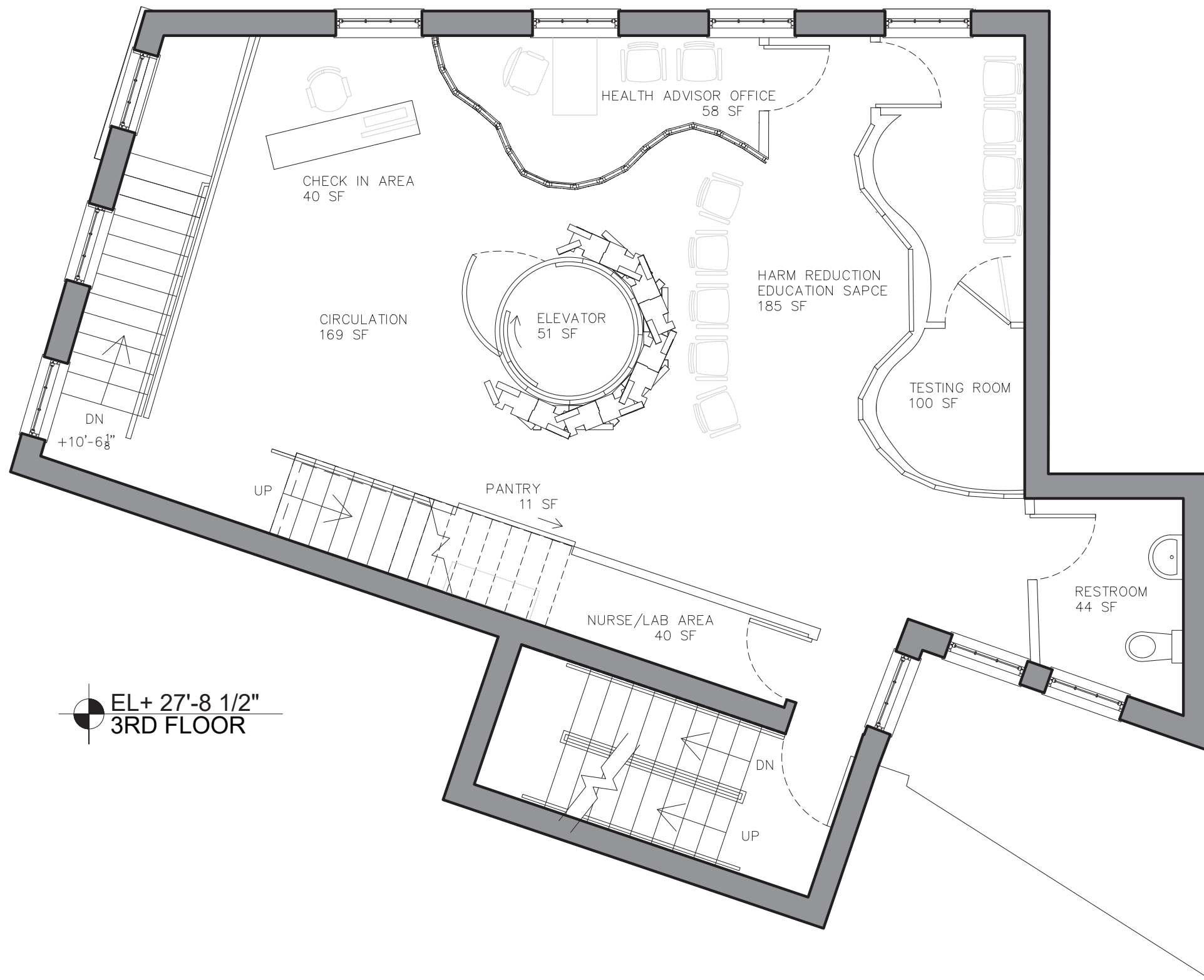
G R O U N D  
F L O O R



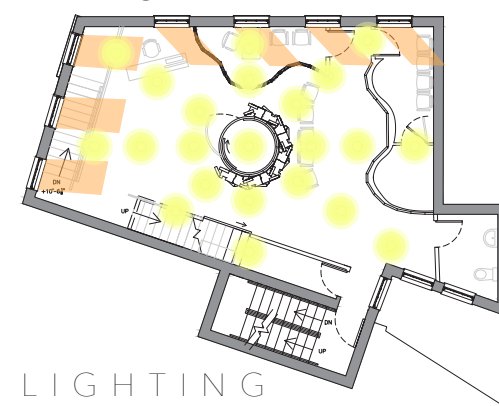
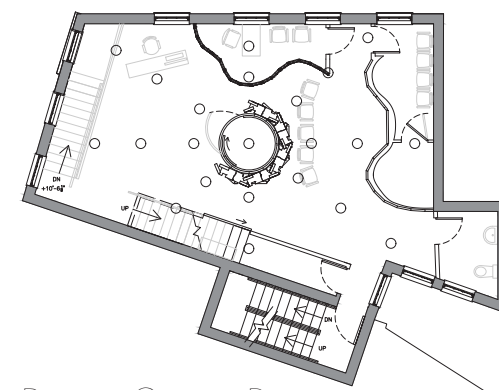
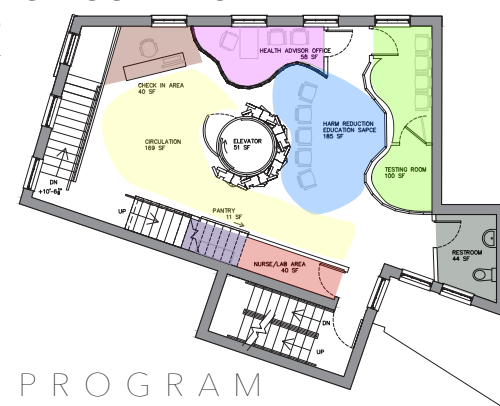
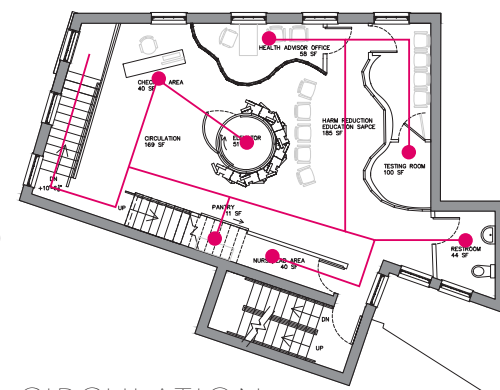
S E C O N D  
F L O O R



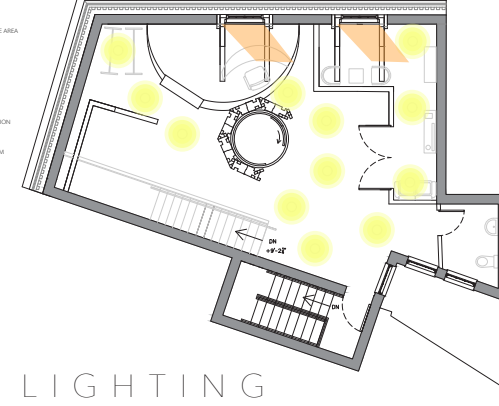
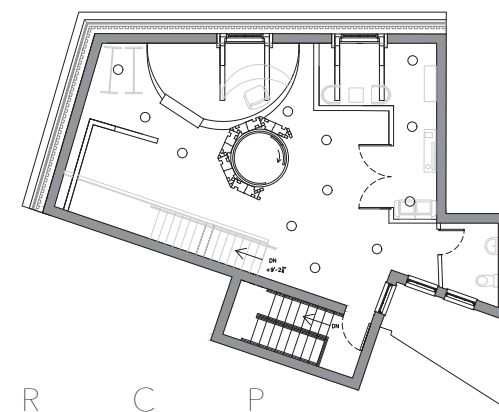
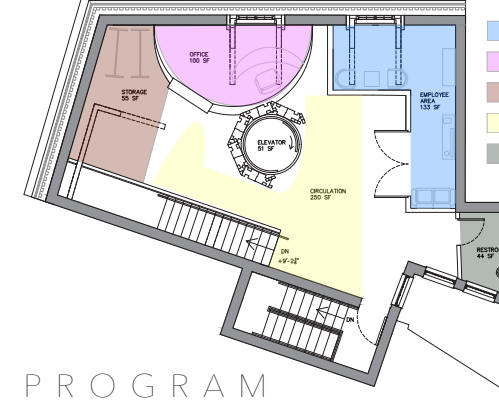
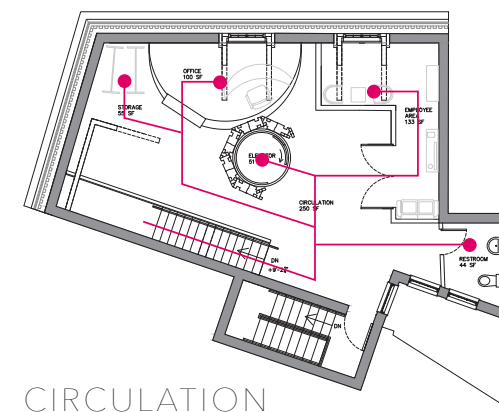




T H I R D  
F L O O R



F O U R T H  
F L O O R







Thank You

Design  
How  
you  
Feel

SEUNG LEE